


Mazda6



zoom-zoom

IMAGINATION DRIVES US



Imagination is the world's most valuable resource. It's our window to the future, because if we can imagine it, we can create it. Mazda is built on a foundation of imagination and ingenuity. It's the fuel behind all we create and achieve. It has given us SKYACTIV TECHNOLOGY, 'KODO – Soul of Motion' design and countless successes that once existed only in someone's imagination. These pages show how imagination is an integral part of our innovative cars.

CONTENTS

04	INTRODUCTION
06	EXTERIOR
08	INTERIOR
10	PERFORMANCE
12	SKYACTIV
14	CONNECTIVITY
16	FEATURED INNOVATION
18	SAFETY
20	i-ACTIVSENSE
22	MODELS
28	SPECIFICATIONS
34	CONFIDENCE
35	COLOUR & TRIM





Limited Sedan in Machine Grey Metallic.

QUIETLY CONFIDENT


When we imagined Mazda6, we envisioned refined luxury with an exhilarating drive. Inside, you'll enjoy elegant space and comfort, while SKYACTIV TECHNOLOGY gives you sports performance and outstanding fuel economy. Mazda6 comes with the latest connectivity along with the confidence of advanced i-ACTIVSENSE safety technology. It all comes together with dynamic 'KODO – Soul of Motion' design to create a stunning street presence.



Limited Sedan in Soul Red Metallic.

WHEN MOTION TAKES SHAPE

Mazda6 has literally been shaped by a sense of excitement. Its confident stance and athletic form are the vision of Mazda's 'KODO – Soul of Motion' design. KODO captures the very instant energy becomes motion. It's the muscular beauty you see when an animal pounces, or when a human leaps into action. Everywhere you look this sporting poise is enhanced by elegant detail. In either sedan or wagon, Mazda6 excites the imagination.



6 Limited Wagon in Soul Red Metallic.

魂動

KODO : SOUL of MOTION



Limited Diesel with Pure White Trim⁵.



LUXURIOUS COMFORT

From the moment you get in, you'll be quietly impressed with the understated luxury of Mazda6. The stylish dash envelops you with thoughtfully located controls and read-outs to keep your attention on the road. The interior environment is one of uncluttered elegance. Each Mazda6 is crafted with distinct trim colours and high-quality finishes. Limited-grade models with rear seat heater now have added armrest detail. Driver's seat position memory remembers your preferred Active Driving Display angle and settings.

Cargo is carefully considered too, with thoughtful and generous storage throughout. Both sedan and wagon feature 60/40 split folding rear seats, extending the generous luggage area to accommodate unusually shaped items. The wagon's clever 'Karakuri' seats unlatch and fold in a fluid move, creating a virtually flat floor.



IN EVERY WAY, IT'S A SUPERB PERFORMANCE

Mazda6 gives you exhilarating sports performance, yet achieves class-leading fuel economy. It boasts a world-first innovation – our unique energy regeneration system, i-ELOOP. Whenever you slow down, i-ELOOP harvests braking energy to a capacitor, then reuses it to power on-board electrical systems and reduce fuel consumption. Refined power comes from 2.0 litre and 2.5 litre SKYACTIV-G petrol engines, or a 2.2 litre turbo diesel SKYACTIV-D. They give you smooth responsiveness with outstanding fuel economy. The SKYACTIV-Drive automatic transmission works with swift precision, offering even more involvement through sporty manual shifts. The agile handling delivers a refined ride that's enhanced by significantly reduced cabin noise.

EVEN GREATER EFFICIENCY WITH SKYACTIV TECHNOLOGY

At Mazda we're committed to reducing environmental impact as much as possible. Yet the driving enjoyment that's in our DNA and every car we make is always at the forefront of our minds. It's a challenge that led us to discover a breakthrough - SKYACTIV TECHNOLOGY. Mazda6 is also one of Mazda's first vehicles to feature SKYACTIV-VEHICLE DYNAMICS, a series of technologies that integrates control of the engine, transmission, chassis and body to enhance the sense of oneness between car and driver that we call Jinba Ittai. Features like our clever i-stop system achieve even more fuel economy by turning off the engine when you come to a stop, while holding it perfectly poised for a virtually instant restart. Put simply, we've engineered Mazda6 to unlock maximum efficiency, whilst also heightening the thrill of the drive.



SKYACTIV-G 2.0L & 2.5L PETROL ENGINES

An advanced internal combustion engine achieves more performance from less fuel. Direct injection with a precise multi-hole system minimises fuel use. A unique piston design allows more effective fuel combustion – boosting power and lowering emissions. Major reduction of internal friction liberates extra power, while a free-breathing 4-2-1 exhaust layout enhances efficiency and response. The 2.0 litre 4-cylinder engine punches out a sporty 114kW of power and 200Nm of torque, using just 6.0 litres of fuel per 100km¹. The 2.5 litre 4-cylinder engine delivers a potent 138kW of power and 250Nm of torque, using only 6.6 litres of fuel every 100km¹.



SKYACTIV-D 2.2L DIESEL ENGINE

The responsive acceleration of High-Precision DE Boost combined with the sporty power delivery of up to an exceptional 5,500rpm makes Mazda6 more agile than ever. The 2.2 litre 4-cylinder engine produces 129kW and a muscular 420Nm of torque, using just 5.4 litres of fuel per 100km¹. With a two-stage turbocharger maximising efficiency, the SKYACTIV-D engine meets strict Euro stage V emissions standards without requiring expensive after-treatment of exhaust gases.



SKYACTIV-DRIVE AUTOMATIC TRANSMISSION

We've combined the best attributes of conventional automatic, continuously variable and dual clutch transmissions. The transmission locks up to couple directly with the engine over a wider spectrum than other automatics. This realises a significant improvement in fuel economy and a more direct, manual-like power delivery and driving feel. Shifts are swift, accurate and smooth across the six speeds.



i-ELOOP

Mazda6 integrates our world-first energy regeneration system, i-ELOOP. As you decelerate, it harvests braking energy to a capacitor. This energy then powers electrical systems such as climate control, audio, headlamps and engine management, cutting fuel use by up to 10% in everyday traffic conditions when combined with i-stop. A capacitor allows much more efficient charging and discharging than conventional battery-based systems – full charge attainable in under 10 seconds. Our clever i-stop system boosts fuel savings, by switching the engine off when you come to a stop. It then positions the engine perfectly for quick, seamless restarting.



SKYACTIV-BODY

The application of high and ultra-high tensile steel cuts weight, yet bolsters rigidity. Key joints feature advanced techniques requiring no heavy reinforcement. Front and rear suspension mounting points bond directly to the underbody, adding further strength. Even the doors use pressing methods that reduce weight without compromising rigidity. Despite being light, Mazda6 disperses crash energy in multiple directions to achieve world-class collision performance.



SKYACTIV-CHASSIS

Every component has been designed to create an unrivalled sense of 'oneness' between car and driver. For agile handling with great ride comfort, the chassis combines firm bushings and closely optimised geometry. A highly rigid front suspension cross member combines with high-ratio electric power assist steering to quicken handling. Both front and rear cross members improve stiffness and lower weight, thanks to an innovative welding method.

CONNECTIVITY WITH YOUR LIFE IN MIND

Mazda6 not only enhances your driving world, but your world beyond it. MZD Connect's advanced infotainment brings you access to online content including social media, music, podcasts and more, simply by linking to your compatible² smartphone. Everything is centralised on a touch screen positioned so your attention remains on the road. The rotary multi-function commander puts all function control right to hand. Menu choice, audio and navigation can even be driven by voice command, so even when the drive takes you away, you're never out of touch.



EASY TO FOLLOW

Satellite navigation is clearly displayed on a 7-inch colour touch-screen. Features spoken street names and advanced lane guidance.

COMFORTABLY IN COMMAND

Controlling menus and functions is intuitively easy with the rotary multi-function commander.



STAY IN TOUCH

MZD Connect links you to a wide range of web content via your compatible² smartphone.



FOCUSED ON A BETTER DRIVE

Through advanced technology, Mazda6 gives you a safer drive that's also more engaging. The Active Driving Display in GSX and Limited models helps you to focus more keenly on what's happening on the road ahead. It projects important data like current speed, navigation cues and traffic signage such as speed limits into your line of sight. The clearly arranged instruments offer comprehensive information for a more informed drive. All models also give you hands-free phone² operation and music streaming via Bluetooth®. Handy USB ports are also integrated to power your devices.



UPLIFTING AUDIO

With 231 watts of power over 11 speakers, Bose® digital audio delivers sublime music playback in Limited grade models.



PLUG AND PLAY

USB ports let you play music via compatible devices while also charging them. Auxiliary audio input is also featured.

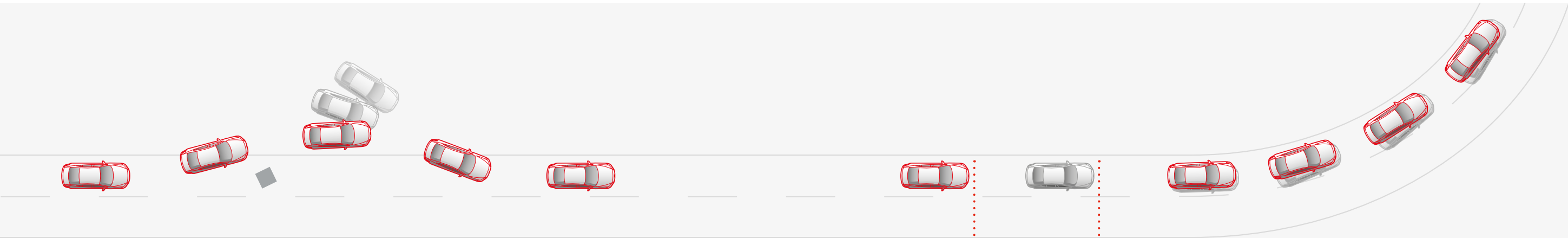
THE HIGHEST STANDARDS OF SAFETY

In Mazda6 you're well equipped to react to the unexpected, thanks to a cabin that aids focus on the road and responsive handling. Of course, the best in safety is also on your side.

It starts with the world-class collision protection of an extremely rigid body, with multiple load paths diverting crash energy away from the occupant cell. Six SRS airbags are integrated, including front, side (front) and curtain (front and rear). Seat belt reminders feature throughout, while driver and front passenger belts have pretensioners and load-limiters. Dynamic Stability Control (DSC) is standard, providing added control. Powerful disc brakes give you confidence-boosting stopping power. They also boast ABS and Electronic Brake-force Distribution (EBD), which optimises braking force according to the load on board. Emergency Brake Assist (EBA) boosts stopping power the instant emergency braking is sensed. In the event you need to brake suddenly from speed, the Emergency Stop Signal (ESS) automatically flashes the hazard lights to warn following drivers.

Screen integrated parking sensors (front and rear) also feature on GSX and Limited models. Audible alerts are supported by a display of the detected object and its proximity.

In Mazda6, an exciting drive is also a safe one.



READY TO REACT

If unexpected hazards appear suddenly, Dynamic Stability Control (DSC) acts instantly, braking the inner rear wheel to offset understeer (or outer front wheel to combat oversteer). The Traction Control System (TCS) also reduces torque to the driven wheels to minimise skidding. The hazard can be steered around, as control is maintained.

STOP SAFELY

Stopping distance with EBA, ABS and EBD.

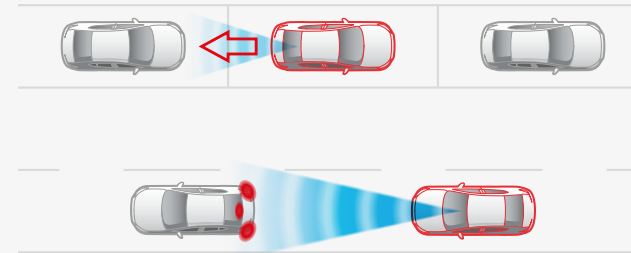
Stopping distance with no assistance.

ENJOY THE RIDE

By finely controlling engine torque based on the steering and accelerator inputs of the driver, G-Vectoring Control (GVC) improves both handling for the driver and ride quality for the passengers.

i-ACTIVSENSE GIVES YOU EXTRA SENSES

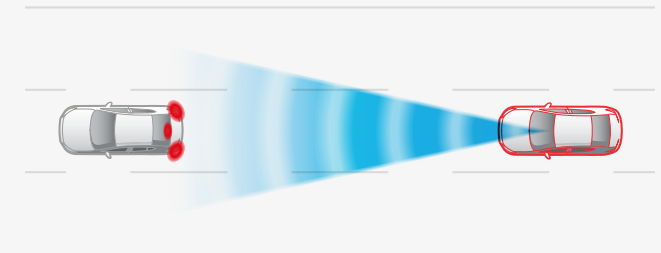
Mazda6 integrates the very latest in confidence-inspiring safety, so you feel in control on every drive. Advanced i-ACTIVSENSE technologies⁴ take peace of mind to the highest level, with Advanced Smart City Brake Support - Forward (ASCBS-F), Blind Spot Monitoring (BSM) and Rear Cross Traffic Alert (RCTA) standard on GSX and above. These intelligent systems are designed to help you recognise potential hazards, avoid collisions and minimise the severity of accidents when they're unavoidable. Employing radar and cameras, it's like having extra senses looking out for you.



ADVANCED SMART CITY BRAKE SUPPORT - FORWARD (ASCBS-F)

Helps prevent, or lessen, low-speed impacts. Now with pedestrian detection, ASCBS-F monitors the vehicle in front to assess the possibility of a collision at forward speeds of 4-80km/h. If the system detects a high risk of impact, it issues visual and audible warnings and primes the brakes for faster response should the driver brake. If the driver does not brake, the brakes are applied automatically. SCBS also works in reverse at speeds of 2-8km/h.

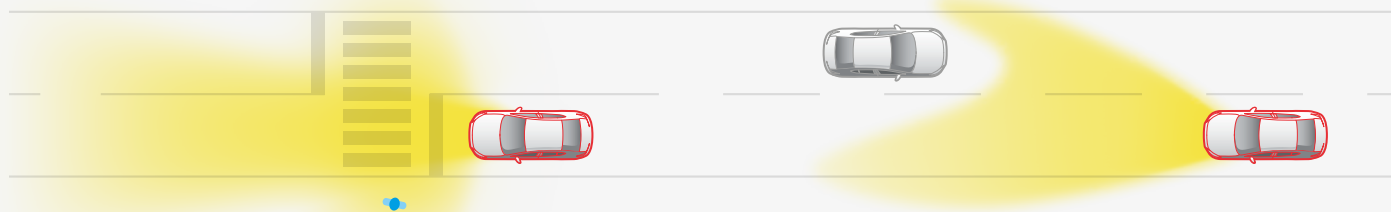
ASCBS-F standard on GSX and above.
SCBS-R (Reverse) equipped to Limited models.



FORWARD OBSTRUCTION WARNING (FOW) / SMART BRAKE SUPPORT (SBS)

Operating at 15-160km/h, the system monitors the distance to vehicles in front and their speed. FOW senses if a collision is likely and prompts you to take evasive action via audible and visual alerts. If SBS senses a high risk of impact, it applies initial pressure to the brakes, enabling faster response should you brake. If you take evasive action SBS deactivates. If no evasive action is taken, the brakes are applied automatically.

Limited models.



ADAPTIVE LED HEADLIGHTS (ALH)

Individual control of several LEDs allows precise adjustment of the lighting pattern. The system automatically broadens visibility at low speeds, shapes the high beam to help avoid dazzling other drivers and raises beam height at highway speeds to extend vision area.

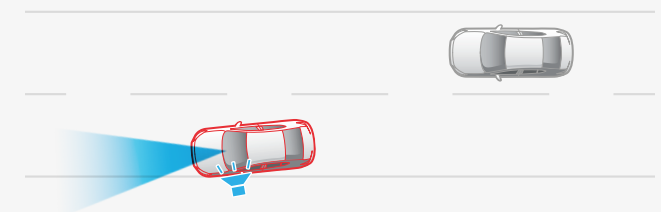
Limited models.



DRIVER ATTENTION ALERT (DAA)

When speeds above 65km/h are sustained for longer periods, the system monitors driver inputs and provides a visual warning if it detects signs of fatigue. DAA also provides an alert when 2 hours have elapsed.

Limited models.



LANE DEPARTURE WARNING (LDW) / LANE KEEP ASSIST SYSTEM (LAS)

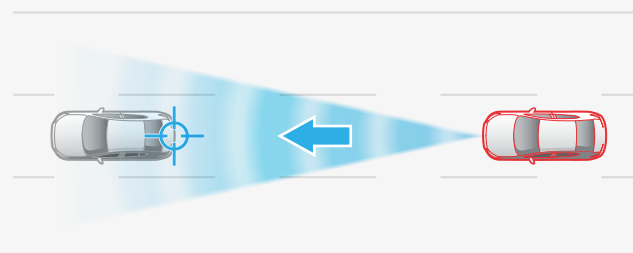
Using a windscreen-mounted camera to monitor road lane markings, LDW sounds an audible warning if you're about to stray from your lane. LAS will act if it determines the vehicle is going to leave its lane, by applying a degree of corrective steering.

Limited models.



TRAFFIC SIGN RECOGNITION (TSR)

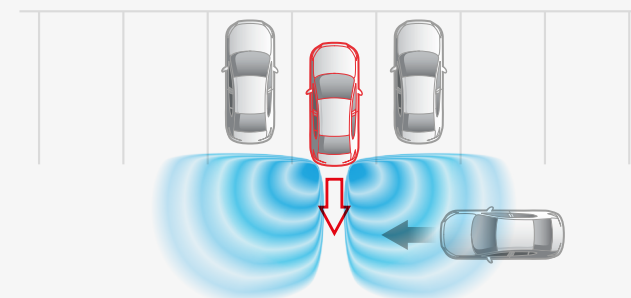
The Traffic Sign Recognition System recognises Stop, No Entry and speed limit signs using the forward-sensing camera while driving. The detected speed limit is shown on the Active Driving Display. If the driver exceeds the speed limit, the traffic sign indication on the display flashes 3 times and a warning sound alerts the driver. The system provides constant safe driving support by preventing the driver from overlooking important traffic signage.



MAZDA RADAR CRUISE CONTROL (MRCC)

Mazda Radar Cruise Control (MRCC) reduces the stress of negotiating heavy traffic by automatically adjusting vehicle speed to maintain a safe distance from the car ahead. Distance Recognition Support System (DRSS) visually displays the distance to the car ahead for added driver awareness.

Limited models.



REAR CROSS TRAFFIC ALERT (RCTA)

RCTA assists you when you're reversing from a parking space, warning if a car is approaching from either side of your vehicle. The LED icon on both mirrors is accompanied by a beeping alert.

Standard on GSX and above.



BLIND SPOT MONITORING (BSM)

By scanning external mirrors' blind spots, radars detect any unseen vehicles to help you avoid making hazardous lane changes. An LED icon on the relevant mirror is accompanied by beeping alerts.

Standard on GSX and above.

Mazda6

GLX



GLX Wagon in Soul Red Metallic.



GLX with Black Cloth Trim

GLX FEATURES

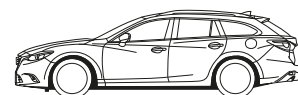
- » 17-Inch Alloy Wheels with 225/55 Tyres
- » Headlamps (Halogen)
- » LED Tail-Lamps
- » Power Windows and Mirrors (with Side-Turn Lamps)
- » Wipers (Front) 2-Speed with Variable Intermittent Function
- » Dual Exhausts with Chrome Extensions
- » Rear Spoiler (Wagon only)
- » Roof Rails (Wagon only)
- » Reversing Camera
- » Cruise Control
- » Bluetooth® Hands-Free Phone/Audio Compatibility²
- » MZD Connect with 7-inch Colour Touchscreen Display
- » 4-Speaker Audio System: AM/FM (with RDS), CD (MP3/WMA Compatible), USB Inputs (iPod® Compatible), AUX
- » Internet Radio Integration (Pandora®, Stitcher™, Aha™)
- » Multi-Function Commander Control
- » Trip Computer³
- » Air Conditioning
- » Electric Parking Brake
- » Keyless Entry with Keyless Push-Button Ignition
- » Tilt & Telescopic Steering Wheel
- » Seat Trim: Black Cloth
- » Front Seats with Rake/Slide/Height Adjustment, Lumbar Support (Driver) and Seatback Pockets
- » 60/40 Rear Seat Fold with Centre Armrest
- » 'Karakuri' Cargo Area Tonneau Cover (Wagon only)
- » Front, Side and Curtain Airbags
- » G-Vectoring Control (GVC)
- » Anti-Lock Braking System (ABS) with Electronic Brake-Force Distribution (EBD) and Electronic Brake Assist (EBA)
- » Dynamic Stability Control (DSC)
- » Emergency Stop Signal (ESS)
- » Hill Launch Assist (HLA)
- » mazda**care**

Accessory Option:
» Satellite Navigation

POWERTRAIN

SKYACTIV-G

- » 2.0 Litre Petrol In-Line 4 Cylinder 16 Valve DOHC S-VT Engine with i-stop
- » Drivetrain: FWD
- » SKYACTIV-DRIVE 6-Speed Automatic Transmission
- » 'Sport' Mode Drive Selection
- » Maximum Power: 114kW @ 6,000rpm
- » Maximum Torque: 200Nm @ 4,000rpm
- » Fuel Consumption (Combined)¹: 6.0L/100km
- » Wagon Only



5-door wagon



LOOKING SPORTY

17 inch alloy wheels are elegantly dynamic. They also add to the superb ride and handling of Mazda6.




FUNCTIONS BEAUTIFULLY

Rotary Multi-Function Commander makes function and menu navigation second nature.



ONLINE LINK

With Bluetooth® phone and audio connectivity, get connected to a wide range of online content through MZD Connect.



QUALITY CUT

Supportively contoured seats feature high quality cloth for exceptional comfort.

Mazda6

GSX



GSX Wagon in Soul Red Metallic.



GSX with Black Cloth Trim

GSX FEATURES

ADDITIONAL TO GLX

- » Fog Lamps (Front)
- » Automatic Headlamps
- » Wipers (Front) 2-Speed with Rain-Sensing Function
- » Active Driving Display
- » 6-Speaker Audio System
- » Satellite Navigation
- » Dual-Zone Climate Control Air Conditioning with Rear Vents
- » Paddle Shift Gear Control
- » Advanced (Proximity) Keyless Entry
- » Rear-View Mirror with Auto-Dimming Function
- » Parking Sensors (Front & Rear)
- » i-ACTIVSENSE Safety Technologies⁴
 - Blind Spot Monitoring (BSM)
 - Rear Cross Traffic Alert (RCTA)
 - Advanced Smart City Brake Support - Forward (ASCBS-F)
 - Traffic Sign Recognition (TSR)
- » Leather-Wrapped Steering Wheel/ Gear Shift Knob
- » Illuminated Vanity Mirrors

POWERTRAIN

SKYACTIV-G

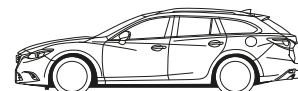
- » 2.5 Litre Petrol In-Line 4 Cylinder 16 Valve DOHC S-VT Engine with i-stop
- » Drivetrain: FWD
- » i-ELOOP Regenerative Braking System
- » SKYACTIV-DRIVE 6-Speed Automatic Transmission
- » 'Sport' Mode Drive Selection
- » Maximum Power: 138kW @ 5,700rpm
- » Maximum Torque: 250Nm @ 3,250rpm
- » Fuel Consumption (Combined)¹: 6.6L/100km
- » Sedan or Wagon

SKYACTIV-D

- » 2.2 Litre Diesel In-Line 4 Cylinder 16 Valve DOHC Intercooled Turbo Diesel Engine with i-stop
- » Drivetrain: FWD
- » i-ELOOP Regenerative Braking System
- » SKYACTIV-DRIVE 6-Speed Automatic Transmission
- » Maximum Power: 129kW @ 4,500rpm
- » Maximum Torque: 420Nm @ 2,000rpm
- » Fuel Consumption (Combined)¹: 5.4L/100km
- » Wagon Only



4-door sedan



5-door wagon



STAYING FOCUSED

Active Driving Display superimposes key data into your field of vision, improving safety by reducing distraction.



LEADS THE WAY

Satellite navigation clearly displayed on 7-inch colour touchscreen. Features spoken street names and advanced lane guidance.



CHOOSE YOUR CLIMATE

Dual-zone climate control lets driver and passenger individually select their perfect temperature.



KEY FEATURE

With advanced (proximity) keyless entry, the key can stay in your pocket. Just simply press the button on either front door to enter. And the engine starts with a touch of the start/stop button. Too easy!

Mazda6

LIMITED



Limited Wagon in Soul Red Metallic.



Limited with Pure White Leather⁵ Trim pictured. Black Leather⁵ Trim also available.

LIMITED FEATURES

ADDITIONAL TO GSX

- » 19-Inch Dark Gloss Alloy Wheels with 225/45 Tyres
- » LED Headlamps
- » LED Daytime Running Lamps
- » LED Fog Lamps (Front)
- » LED Tail-Lamps with Lighting Signature
- » Privacy Glass (Rear Side and Back Windows)
- » Power Sunroof with Tilt/Slide Functionality
- » Heated Exterior Mirrors
- » Automatic Power-Fold Exterior Mirrors
- » Active Driving Display with 2-Position Memory Functionality
- » 11-Speaker Premium 231W Bose[®] Audio System
- » Leather Seat Trim (Black or Pure White)⁵
- » 8-way Power Driver's Seat with Lumbar, Heating & 2-Position Memory Functionality
- » 6-way Power Passenger's Seat with Heating Function
- » Rear Seats with Heating Function

- » LED Room Lamps (Front & Rear)
- » i-ACTIVSENSE Safety Technologies⁴
 - Adaptive LED Headlamps (ALH)
 - Smart Brake Support (SBS)
 - Mazda Radar Cruise Control (MRCC)
 - Lane-Keep Assist System (LAS)
 - Lane Departure Warning (LDW)
 - Forward Obstruction Warning (FOW)
 - Smart City Brake Support - Reverse (SCBS-R)
 - Driver Attention Alert (DAA)

POWERTRAIN

SKYACTIV-G

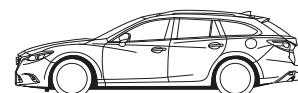
- » 2.5 Litre Petrol In-Line 4 Cylinder 16 Valve DOHC S-VT Engine with i-stop
- » Drivetrain: FWD
- » i-ELOOP Regenerative Braking System
- » SKYACTIV-DRIVE 6-Speed Automatic Transmission
- » 'Sport' Mode Drive Selection
- » Maximum Power: 138kW @ 5,700rpm
- » Maximum Torque: 250Nm @ 3,250rpm
- » Fuel Consumption (Combined)¹: 6.6L/100km
- » Sedan Only

SKYACTIV-D

- » 2.2 Litre Diesel In-Line 4 Cylinder 16 Valve DOHC Intercooled Turbo Diesel Engine with i-stop
- » Drivetrain: FWD
- » i-ELOOP Regenerative Braking System
- » SKYACTIV-DRIVE 6-Speed Automatic Transmission
- » Maximum Power: 129kW @ 4,500rpm
- » Maximum Torque: 420Nm @ 2,000rpm
- » Fuel Consumption (Combined)¹: 5.4L/100km
- » Sedan or Wagon



4-door sedan

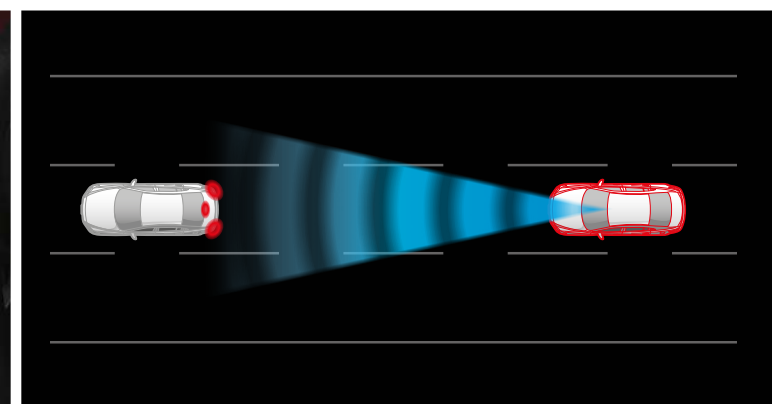


5-door wagon



INSIGHTFUL LIGHTING

Adaptive LED Headlamps (ALH) system cleverly adjusts pattern, shape height of headlamp beam to maximise visibility and reduce glare for other drivers.



AN EXTRA SENSE OF SAFETY

i-ACTIVSENSE⁴ helps to recognise potential hazards, avoid collisions and mitigate unavoidable accidents using radar, camera and sensors.



PURE MUSIC

Enjoy powerful performance with amazing clarity. Bose[®] digital sound delivers 231 watts through 11 speakers.



LIGHTER AMBIENCE

Limited features beautifully crafted pure white leather⁵ trim with feature stitching. Black leather⁵ also available.

SPECIFICATIONS

Powertrain		2.0L I4 Petrol	2.5L I4 Petrol	2.2L I4 Diesel
Bore and stroke (mm)		83.5 x 91.2	89.0 x 100.0	86.0 x 94.3
Compression ratio		13.0 : 1	13.0 : 1	14.0 : 1
Drivetrain		FWD	FWD	FWD
Emissions standard		Euro stage V	Euro stage V	Euro stage V
Engine capacity (cc)		1,998	2,488	2,191
Engine type		2.0 litre in-line 4 cylinder 16 valve DOHC S-VT petrol (SKYACTIV-G) engine with i-stop	2.5 litre in-line 4 cylinder 16 valve DOHC S-VT petrol (SKYACTIV-G) engine with i-stop and i-ELOOP	2.2 litre in-line 4 cylinder 16 valve DOHC intercooled turbo diesel (SKYACTIV-D) engine with i-stop and i-ELOOP
Fuel consumption (l/100km) ¹ : Auto (combined)		6.0	6.6	5.4
Fuel system		Electronic direct injection	Electronic direct injection	Common rail, electronic direct injection
Fuel tank capacity (litres)		62	62	62
Gear ratio - Automatic:	1st	3.552	3.552	3.487
	2nd	2.022	2.022	1.992
	3rd	1.452	1.452	1.449
	4th	1.000	1.000	1.000
	5th	0.708	0.708	0.707
	6th	0.599	0.599	0.600
	Reverse	3.893	3.893	3.990
	Final drive	4.325	4.056	3.804
Maximum power (kW @ rpm)		114 @ 6,000	138 @ 5,700	129 @ 4,500
Maximum torque (Nm @ rpm)		200 @ 4,000	250 @ 3,250	420 @ 2,000
Recommended fuel		Unleaded (91RON or higher) or E10	Unleaded (91RON or higher) or E10	Diesel
Throttle control		Electronic (drive-by-wire)	Electronic (drive-by-wire)	Electronic (drive-by-wire)
Transmission		6-speed (SKYACTIV-Drive) automatic	6-speed (SKYACTIV-Drive) automatic	6-speed (SKYACTIV-Drive) automatic

Model Availability		GLX	GSX	Limited
Sedan:	2.5L I4 Petrol / 6-speed automatic	–	●	●
	2.2L I4 Diesel / 6-speed automatic	–	–	●
Wagon:	2.0L I4 Petrol / 6-speed automatic	●	–	–
	2.5L I4 Petrol / 6-speed automatic	–	●	–
	2.2L I4 Diesel / 6-speed automatic	–	●	●

Chassis & Powertrain Technologies		GLX	GSX	Limited
Automatic transmission drive selection (petrol only)		●	●	●
Automatic transmission kickdown switch		●	●	●
Automatic paddle shift gear control		–	●	●
Electric Parking Brake		●	●	●
Electric power assist steering		●	●	●
Hill Launch Assist (HLA)		●	●	●
i-stop		●	●	●
i-ELOOP		–	●	●
SKYACTIV-BODY		●	●	●
SKYACTIV-CHASSIS		●	●	●
SKYACTIV-VEHICLE DYNAMICS G-Vectoring Control (GVC)		●	●	●

● = Standard, – = Not available.

Chassis		GLX	GSX	Limited
Brake diameter (mm):	Front	297	297	297
	Rear	278	278	278
Brake type:	Front	Ventilated disc		
	Rear	Solid disc		
Steering type		Electric power assist steering		
Suspension:	Front	MacPherson strut		
	Rear	Multi-link		
Turning circle kerb to kerb(m):	Sedan	11.2	11.2	11.2
	Wagon	11.0	11.0	11.0
Tyre size		225/55 R17	225/55 R17	225/45 R19
Tyre index		97V	97V	92W
Wheel size		17 x 7.5 J	17 x 7.5 J	19 x 7.5 J
Wheel type		Alloy		
Tyre size (spare)		T125/70 R17		
Wheel size (spare)		17 x 4.0 T		
Wheel type (spare)		Temporary (Steel)		

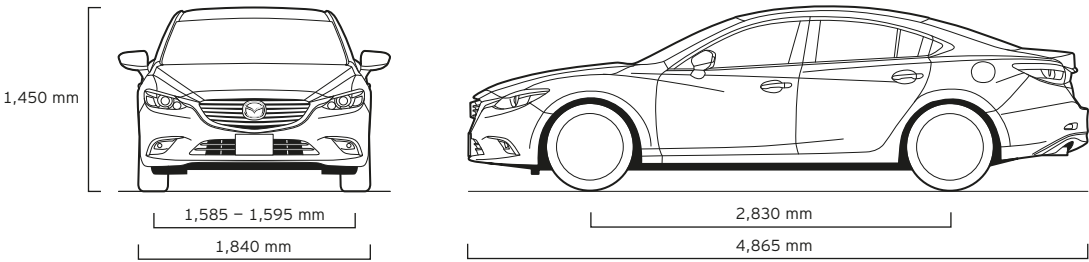
Weights and Capacities		GLX	GSX	Limited
Sedan				
Cargo room volume VDA (litres)		–	474	474
Kerb weight (kg)*:	2.5L I4 Petrol	–	1,463	1,507
	2.2L I4 Diesel	–	–	1,585
Towing capacity – braked / unbraked (kg):	2.5L I4 Petrol	–	1,500 / 550	1,500 / 550
	2.2L I4 Diesel	–	–	1,600 / 750
Tow ball download maximum (kg)		–	75	75

Wagon				
Cargo room volume VDA (litres) ⁶		506	506	506
Cargo room volume VDA (litres) ⁷		1,648	1,648	1,648
Kerb weight (kg)*:	2.0L I4 Petrol	1,461	–	–
	2.5L I4 Petrol	–	1,487	–
	2.2L I4 Diesel	–	1,564	1,607
Towing capacity – braked / unbraked (kg):	2.0L I4 Petrol	1,500/550	–	–
	2.5L I4 Petrol	–	1,500 / 550	–
	2.2L I4 Diesel	–	1,600 / 750	1,600 / 750
Tow-ball download maximum (kg)		75	75	75

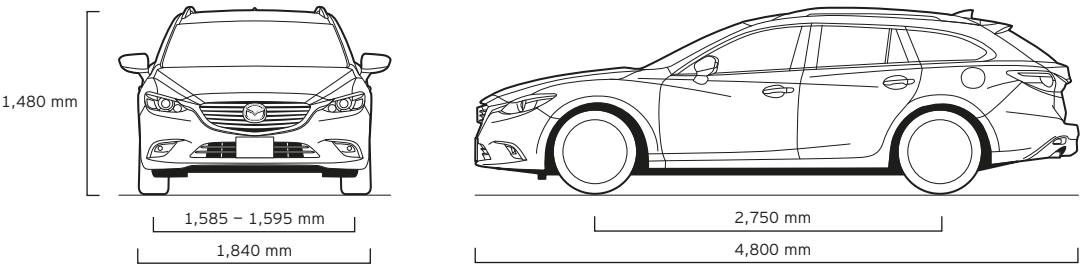
– = Not available. *Minimum kerb weight based on powertrain and body style. Includes all fluids.

SPECIFICATIONS

Dimensions			
Sedan		GSX	Limited
Ground clearance unladen (mm)		165	165
Overall length (mm)		4,865	4,865
Overall width (mm)		1,840	1,840
Overall height (mm)		1,450	1,450
Track (mm):	Front	1,595	1,595
	Rear	1,585	1,585
Wheelbase (mm)		2,830	2,830



Wagon		GLX	GSX	Limited
Ground clearance unladen (mm)		165	165	165
Overall length (mm)		4,800	4,800	4,800
Overall width (mm)		1,840	1,840	1,840
Overall height (mm)		1,480	1,480	1,480
Track (mm):	Front	1,585	1,595	1,595
	Rear	1,575	1,585	1,585
Wheelbase (mm)		2,750	2,750	2,750



Exterior	GLX	GSX	Limited
Daytime running lights (LED)	–	–	●
Door handles (body coloured)	●	●	●
Exhaust extensions (chrome)	●	●	●
Front and rear bumpers (body coloured)	●	●	●
Front fog-lamps (Halogen)	–	●	–
Front fog-lamps (LED)	–	–	●
Glass: Green-tinted (all windows)	●	●	–
Glass: Privacy-tinted (rear side and back windows)	–	–	●
Headlamps (Halogen)	●	●	–
Headlamps (LED)	–	–	●
Headlamps auto on/off function	–	●	●
Power mirrors (body coloured)	●	●	●
Power mirrors (auto folding)	–	–	●
Power mirrors (heated)	–	–	●
Power sliding and tilt glass sunroof	–	–	●
Power windows	●	●	●
Rear spoiler	●	●*	●*
Roof rails	●	●*	●*
Tail-lamps (LED)	●	●	●
Window demister (rear)	●	●	●
Wipers (front) 2-speed with rain-sensing function	–	●	●
Wipers (front) 2-speed with variable intermittent function	●	–	–
Wiper (rear) with intermittent function	●	●*	●*

Seats	GLX	GSX	Limited
Front seats with:	2-position memory function (driver)	–	●
	6-way power adjustment (passenger)	–	●
	10-way power adjustment (driver)	–	●
	Adjustable head restraints	●	●
	Heating function	–	●
	Height adjustment (driver and passenger)	●	●
	Lumbar support adjustment (driver)	●	●
	Rake and slide adjustment	●	●
	Seat back pockets	●	●
Rear seats with:	60/40 split fold backrest	●	●
	Adjustable head restraints	●	●
	Centre fold down armrest	●	●
	Heating function	–	●
Seat trim:	Black cloth	●	–
	Black leather ⁵	–	●
	Pure white leather ⁵	–	○

● = Standard, ●* = Standard (Wagon only), ○ = Option, – = Not available.

SPECIFICATIONS

Interior	GLX	GSX	Limited
Air-conditioning	●	–	–
Air-conditioning (dual-zone climate control) with rear vents	–	●	●
Ambient temperature display	●	●	●
Cargo area 12 volt power outlet	●	●*	●*
Cargo area tonneau cover with 'Karakuri' up and down function	●	●*	●*
Cargo net	●	●*	●*
Centre armrest console (sliding)	●	●	●
Critical function warning lights/chimes	●	●	●
Cruise control	●	●	–
Mazda Radar Cruise Control (MRCC)	–	–	●
Cupholders	●	●	●
Door bottle holders (front and rear)	●	●	●
Drive selection (petrol models)	●	●	●
Electric parking brake	●	●	●
Glove box	●	●	●
Instrument panel light dimmer	●	●	●
Interior illumination:	Cargo room lamp	●	●
	Entry system with delayed fade	●	●
	Map reading spot lamps (Halogen)	●	–
	Map reading spot lamps (LED)	–	●
	Power window switches	●	●
Interior release for fuel filler door	●	●	●
Leather-wrapped:	Gear shift knob	–	●
	Steering wheel	–	●
One touch (up and down) power windows	●	●	●
Overhead sunglass storage box	●	●	●
Paddle shift gear control	–	●	●
Rear-view mirror with auto dimming function	–	●	●
Tachometer and electronic odometer/tripmeter	●	●	●
Tilt and telescopic adjustable steering wheel	●	●	●
Trip computer ³	●	●	●
Vanity mirrors (front)	●	–	–
Vanity mirrors (front) with illumination	–	●	●

Infotainment	GLX	GSX	Limited
7-inch full colour touch screen display (MZD Connect)	●	●	●
AM/FM tuner	●	●	●
Auxiliary-audio input jack (3.5mm mini-stereo)	●	●	●
Bluetooth® hands-free phone and audio capability ²	●	●	●
CD player, single disc (MP3 compatible)	●	●	●
Internet radio integration (Pandora®, Stitcher™ and Aha™)	●	●	●
Multi-function commander control	●	●	●
Premium Bose® 231 watt amplifier and speakers	–	–	●
Radio Data System (RDS) program information	●	●	●
Satellite navigation	○	●	●
Speakers (4)	●	–	–
Speakers (6)	–	●	–
Speakers (11)	–	–	●
Steering wheel-mounted audio controls	●	●	●
USB-audio input ports (iPod® compatible)	●	●	●
Voice activation and control	●	●	●

● = Standard, ●* = Standard (Wagon only), ○ = Option, – = Not available.

Safety and Security	GLX	GSX	Limited
Active Driving Display	–	●	–
Active Driving Display (with 2-position memory)	–	–	●
Adaptive LED Headlamps (ALH)	–	–	●
Airbags SRS:	Front (driver and passenger)	●	●
	Side (front)	●	●
	Curtain (front and rear)	●	●
Anti-lock Braking System (ABS)	●	●	●
Blind Spot Monitoring (BSM)	–	●	●
Brake override system	●	●	●
Childproof rear door locks	●	●	●
Double-lock door deadlock function	●	●	●
Driver Attention Alert (DAA)	–	–	●
Dynamic Stability Control (DSC)	●	●	●
Electronic Brake-force Distribution (EBD)	●	●	●
Emergency Brake Assist (EBA)	●	●	●
Emergency Stop Signal (ESS)	●	●	●
Engine immobiliser	●	●	●
Forward Obstruction Warning (FOW)	–	–	●
High mount stop lamp	●	●	●
Hill Launch Assist (HLA)	●	●	●
Intrusion-minimising brake pedal	●	●	●
ISOFIX child restraint anchor points and top tethers	●	●	●
Keyless entry	●	–	–
Keyless entry (advanced)	–	●	●
Keyless push-button engine start	●	●	●
Lane Departure Warning (LDW)	–	–	●
Lane-keep Assist System (LAS)	–	–	●
Left-hand-side convex (wide angle) exterior mirror	●	●	●
Parking sensors (front and rear)	–	●	●
Rear Cross Traffic Alert (RCTA)	–	●	●
Remote central locking (2 transmitters)	●	●	●
Reversing camera	●	●	●
Seat-belt warning (front and rear)	●	●	●
Seat-belts 3-point lap-sash (all seats)	●	●	●
Seat-belts (front) with pretensioners, load-limiters and height adjustable shoulder anchorages	●	●	●
Side impact door beams	●	●	●
Smart Brake Support (SBS)	–	–	●
Advanced Smart City Brake Support - Forward (ASCBS-F)	–	●	●
Smart City Brake Support - Reverse (SCBS-R)	–	–	●
Traction Control System (TCS)	●	●	●
Traffic Sign Recognition (TSR)	–	●	●
'Triple H' safety construction with front and rear crumple zones	●	●	●
Whiplash-minimising front seats	●	●	●

● = Standard, – = Not available.

ENJOY MAZDA6 WITH CONFIDENCE

mazdacare is a comprehensive programme designed to make owning your new Mazda passenger vehicle as worry-free as possible. You will appreciate the back-up and motoring support offered through Mazda On Call. We know you will enjoy the advantage and ease of the mazdacare Scheduled Service Programme that comes standard with your new Mazda passenger vehicle, and you will be impressed with our 5 year/unlimited km Warranty.⁹

3 year/100,000km Service at no additional cost¹⁰

We know you will enjoy the advantage and ease of the mazdacare Scheduled Service Programme that comes standard with your new Mazda passenger vehicle. Regular servicing is beneficial, keeping your Mazda in great shape for longer, saving you money in fuel, parts and keeping your vehicle safer on the road. That's why we offer 3 years or 100,000km (whichever occurs first) of mazdacare Genuine Mazda Scheduled Servicing at no extra cost. Each service is carried out by Mazda factory trained Service Specialists using the latest in vehicle diagnostic equipment, in order to keep every Mazda operating at optimum driving performance and help protect your investment in a car that enjoys excellent resale value.

5 year/unlimited km Roadside Assistance⁸

You will appreciate the back-up and motoring support offered through Mazda On Call. If something goes wrong when you're travelling then we're here to help. Mazda On Call is a Roadside Assistance programme available to Mazda owners 24-hours a day, 365 days a year – included as part of your mazdacare cover. So, if you run out of fuel, lock your keys in the car, all you need to do is call 0800 800 626. Our support centres are ready to help out with any mechanical, medical and even legal advice you might need.

5 year/unlimited km New Passenger Vehicle Warranty⁹

You'll be grateful for the peace of mind that comes with the 5 year, unlimited kilometre manufacturer's warranty.⁹

- 5 year/unlimited km New Vehicle Warranty.⁹
- 5 year/unlimited km corrosion and anti-perforation warranty.



For more information on mazdacare, go to mazda.co.nz/mazdacare.



Driving enjoyment has an exciting future

We're working hard to make driving a Mazda even more rewarding. With cars that use less fuel, but produce more power. That are lighter, but contain more innovation. We call this breakthrough SKYACTIV TECHNOLOGY. It will let every Mazda deliver more driving pleasure while being kinder to the planet. Find out more at mazdaskyactiv.co.nz

Soul shines through. A paint finish created for KODO

'KODO – Soul of Motion' is the dynamic design vision shaping the Mazda range. To bring these striking shapes to life we developed a special paint technology, TAKUMI NURI. Both Soul Red Metallic and Machine Grey Metallic finishes combine an enhanced reflective treatment with high-chroma pigment to achieve stunningly vivid depth and contrast.

Accessories add enjoyment

Mazda6 gives you dynamic performance and impressive features. And with Mazda Genuine Accessories, Mazda6 ownership is even more enjoyable. They allow you to personalise your car, and protect your investment. What's more, they deliver superb design, quality and safety, all backed by a Genuine Mazda Warranty. Mazda Genuine Accessories give you even more Zoom-Zoom. Visit mazda.co.nz to see accessories available.

MAZDA6 COLOUR AND TRIM

BODY COLOURS



Snowflake White Pearl Mica



Sonic Silver Metallic



Blue Reflex Mica



Soul Red Metallic*



Machine Grey Metallic*



Titanium Flash Mica



Deep Crystal Blue Mica




Jet Black Mica

INTERIOR TRIMS



Black cloth (GLX and GSX)



Black leather⁵ (Limited)



Pure white leather⁵ (Limited)

¹Combined fuel consumption figures are based on ADR 81/02 test results. They are useful in comparing the fuel consumption of different vehicles. They may not be the fuel consumption achieved in practice. This will depend on traffic and road conditions and how the vehicle is driven. ²Please check the compatibility of your Bluetooth® device (particularly your mobile phone) with the specific Mazda vehicle you intend to purchase as not all devices operate correctly. Visit mazdahandsfree.co.nz or consult your Mazda Dealer for further information. ³Trip computer displays current and average fuel consumption, distance to empty and average vehicle speed. ⁴ACTIVESENSE safety technologies are driver assist technologies only and should not be used in place of skilled and safe driving practices. It is the driver's sole responsibility to constantly monitor vehicle surroundings and conditions at all times. ⁵Leather interior includes Maztex material on selected high impact surfaces. ⁶Measured with rear seats up and up to tonneau cover. ⁷Measured with rear seats folded and up to roof. ⁸Your mazdacare support programme is effective from the first day of vehicle registration. ⁹The 5 Year New Passenger Warranty programme comprises a 3 year/unlimited km bumper-to-bumper factory warranty and a comprehensive Major Component and Safety System warranty for an additional 2 years/unlimited km. Therefore the total new vehicle warranty period is 5 years/unlimited km. ¹⁰Mazda New Zealand covers all routine service maintenance costs including Parts, Lubricants and Labour for the duration of the programme when service is performed by an authorised Mazda dealer. Visit mazda.co.nz/passenger-vehicle-warranty to see full disclosure of items covered by the 5 year/unlimited km New Passenger Vehicle Warranty.

*Surcharge applies.

All care is taken to ensure the accuracy of this brochure at the time of publication. Specifications, features and model availability may vary from Dealer to Dealer and may change without notice. Please refer to mazda.co.nz or consult your Mazda Dealer prior to placing an order to ascertain current information on model availability, specifications, options, features and prices. Mazda Motors of New Zealand Limited will not be liable for any loss arising from the information in this brochure, whether in negligence or otherwise. Mazda Motors of New Zealand Limited, PO Box 132057, Sylvia Park, Auckland 1644. iPod is a trademark of Apple Inc., registered in the U.S. and other countries. Due to the nature of the printing process, colours may vary from those shown in this brochure. Ask your Dealer to show you a product sample. Published September 2016. MZ4900574

IMAGINATION DRIVES US



Mazda NZ

Like us on the official Mazda New Zealand fan page for the latest pictures, videos, events, news and competitions. Ask questions, give feedback or upload your own photos. Find us by searching "Mazda NZ" on Facebook now.



Mazda NZ

Visit Mazda New Zealand's YouTube channel. You'll find video content with exclusive behind-the-scenes footage. Find us by searching "Mazda NZ" on YouTube now.

Published September 2016. MZ4900574

For further information visit mazda.co.nz