


Mazda3



zoom-zoom

IMAGINATION DRIVES US



Imagination is the world's most valuable resource. It's our window to the future, because if we can imagine it, we can create it. Mazda is built on a foundation of imagination and ingenuity. It's the fuel behind all we create and achieve. It has given us SKYACTIV TECHNOLOGY, 'KODO – Soul of Motion' design and countless successes that once existed only in someone's imagination. These pages show how imagination is an integral part of our innovative cars.

CONTENTS

| | |
|----|---------------------|
| 04 | INTRODUCTION |
| 06 | EXTERIOR |
| 08 | INTERIOR |
| 10 | SKYACTIV |
| 12 | CONNECTIVITY |
| 14 | FEATURED INNOVATION |
| 16 | SAFETY |
| 18 | i-ACTIVSENSE |
| 20 | MODELS |
| 28 | SPECIFICATIONS |
| 34 | CONFIDENCE |
| 35 | COLOUR & TRIM |





SP25 Limited Hatch in Machine Grey Metallic.

MAZDA3
BE IN THE DRIVER'S SEAT

Every element of Mazda3 is designed to truly put you in the driver's seat. Superbly refined, it features sophisticated styling and sports performance while achieving outstanding fuel economy thanks to SKYACTIV TECHNOLOGY. It also delivers impressive levels of connectivity along with the advanced safety of i-ACTIVSENSE.



SP25 Limited Sedan in Soul Red Metallic.

MOVES YOU FROM THE FIRST LOOK

Innovative technology, exciting performance and stunning looks all come together for a thrilling ride. The dynamic style of Mazda3 is the result of 'KODO – Soul of Motion' design. KODO captures the moment energy becomes motion. It's the powerful grace of an animal pouncing, or a human leaping into action. The bold curves meet proudly at the front, where sleek headlamps enhance its sophisticated presence.



6 SP25 Limited Hatch in Soul Red Metallic.



魂動

KODO : SOUL of MOTION



SP25 Limited interior with pure white leather⁵ trim.



DESIGNED AROUND THE DRIVER

Mazda3 uses intuitive technology that puts you naturally in control. A large central screen puts system information at eye level, while select functions respond to voice. You also experience seamlessly integrated web-based connectivity and the advanced infotainment of MZD Connect, which puts your online world at your fingertips.

The elegant cabin is precisely crafted around the driver. The stylish instrument panel and thoughtfully positioned controls keep you focused on enjoying the drive. Concentration is enhanced by the Active Driving Display in selected models, which projects key data in full colour into your line of sight.

BETTER PERFORMANCE, GREATER FUEL ECONOMY

Mazda3 takes driving enjoyment to a whole new level. It dials up sports performance, yet also achieves exceptional fuel economy. This is possible because it boasts the full suite of SKYACTIV TECHNOLOGY – breakthrough innovations that completely re-engineer every vehicle aspect to heighten performance and unleash greater efficiency. SKYACTIV-G petrol engines are quick to respond, with refined power coming from 2.0 or 2.5 litres. Whether automatic or manual, gears shift with polished precision. Your progress is always quiet and efficient, thanks to a sleek body that effortlessly cuts through the air.

Mazda3 also features G-Vectoring Control, the first innovation from the SKYACTIV-VEHICLE DYNAMICS series of technologies. Clever features like i-stop save you even more fuel by turning off the engine when you come to a halt, restarting the instant you want to move.



SKYACTIV-G 2.0L PETROL ENGINE

Precise multi-hole direct injection minimises fuel use, while a unique piston design enhances combustion – boosting power and lowering emissions. The 2.0 litre 4-cylinder engine produces 114kW of power and 200Nm of torque using as little as 5.7 litres of fuel every 100km.¹



SKYACTIV-G 2.5L PETROL ENGINE

A fundamental redesign of the internal combustion engine lifts performance, while cutting fuel consumption. Reduced friction unlocks extra power, while a 4-2-1 exhaust layout improves efficiency. The punchy 2.5 litre gives 138kW and 250Nm, with consumption as low as 6.0 litres per 100km.¹



SKYACTIV-MT MANUAL TRANSMISSION

The manual transmission gives you the wrist-flicking shift feel of a sports car, like our iconic Mazda MX-5. It's thanks to simplified internal design, plus a finely-honed shift mechanism. The 6-speed SKYACTIV-MT is much more compact and also much lighter than comparable transmissions. Match this with a significant reduction in friction and fuel economy is much improved.



SKYACTIV-DRIVE AUTOMATIC TRANSMISSION

We've combined the best aspects of conventional automatic, continuously variable and dual clutch transmissions. So you get maximum driving fun and high efficiency. The transmission couples directly with the engine over a far wider range than other automatics. This delivers a significant increase in fuel economy and a more direct, manual transmission-like power delivery and feel. Shifts are smooth, quick and accurate across the 6 speeds.



SKYACTIV-BODY

New-generation design and materials achieve amazing lightness and rigidity. Key joints are strengthened by advanced techniques requiring no heavy reinforcement. The use of high and ultra-high tensile steel cuts weight, bolsters rigidity and aids safety. We've worked tirelessly to save every gram. Despite being light, Mazda3 disperses crash energy in multiple directions to achieve world-class collision performance.



SKYACTIV-CHASSIS

For nimble handling and refinement, the lightweight front strut and rear multi-link suspension uses totally revised geometry and firmer bushings. Innovative welding of the front and rear cross members achieves impressive stiffness with low weight. Fuel-saving electric power-assisted steering features a high ratio for quick handling, yet delivers great stability at all speeds.

STAY CONNECTED. STAY FOCUSED

A responsive drive isn't the only reason you feel so in sync with Mazda3. Just hook up a compatible² smartphone. MZD Connect brings you web content including music, audiobooks, podcasts, Facebook, Twitter and more. You can even have emails and texts read aloud. It's all integrated through a central touch screen positioned to help your eyes stay focused ahead. Selection is driven by a multi-function commander that you interact with intuitively, without having to look away from the road. Adding to the effortless control is voice-command menu-switching between audio and navigation.



SEE THE ADVANTAGE

The cockpit's thoughtful layout and intuitive technology help you stay focused on the road. A large 7-inch screen gives access to everything from vehicle systems and navigation to online content.



IT'S EASY

The multi-function commander allows swift, easy navigation of features.






CLEVER THINKING PUTS YOU AHEAD

In Mazda3, you're surrounded by clever ideas giving you a driving edge. In SP25 and SP25 Limited, an Active Driving Display helps you keep your attention on the road. A clear screen located above the instrument pod projects vehicle speed, turn-by-turn navigation cues and even emergency warnings into your line of sight.

The instrument cluster also allows you to focus on what's important. A sporty central tachometer is flanked by digital read-outs incorporating speedometer, shift indicator, trip data, vehicle information and more.



HIGH NOTE

Bose® digital audio elevates your music. 231 watts of power performs through 9 speakers on SP25 and SP25 Limited models.



POWER & PLAYBACK

Play music from players or storage devices and charge compatible devices. Auxiliary audio input also featured. Standard across range.

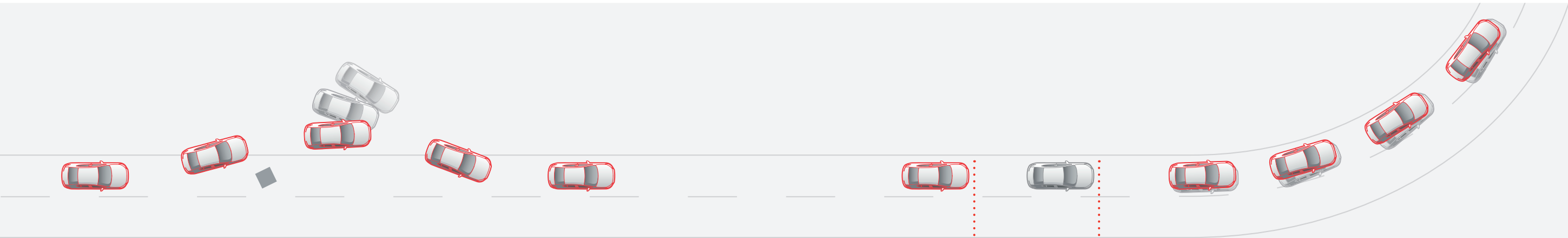
CONFIDENCE-INSPIRING
SAFETY

Aside from agile responses helping you stay clear of trouble, Mazda3 comes with a suite of safety features that are primed for anything. It's light-weight, delivering sporty performance, yet its body is immensely strong. Multiple load paths divert crash energy from the occupant cell, helping achieve world-class collision safety. Six SRS airbags are integrated, including front, side (front) and curtain (front and rear).

The latest in safety is there for you. Dynamic Stability Control (DSC) with integrated Traction Control System (TCS) is standard. The stopping power of four big disc brakes incorporates ABS and Electronic Brake-force Distribution (EBD), which optimises braking force according to the vehicle's load. Emergency Brake Assist (EBA) recognises urgent braking, maximising braking force right when you need it. Feel confident after braking on an incline, with Hill Launch Assist (HLA) giving you a smooth start on re-acceleration. The Emergency Stop Signal (ESS) bolsters safety by flashing the hazard lights to warn drivers behind. Mazda3 also gives you high security. Remote-control locking and an engine immobiliser are standard.



SP25 Limited Hatch in Machine Grey Metallic.



READY TO HELP

If you ever need to react to a hazard, Mazda3 is ready. DSC acts instantly, braking the inner rear wheel to counter understeer (or outer front wheel to combat oversteer). The TCS also reduces torque to the driven wheels to minimise slip. With control maintained, the vehicle can be steered around the hazard.

STOPPING POWER

Stopping distance with
EBA, ABS and EBD.

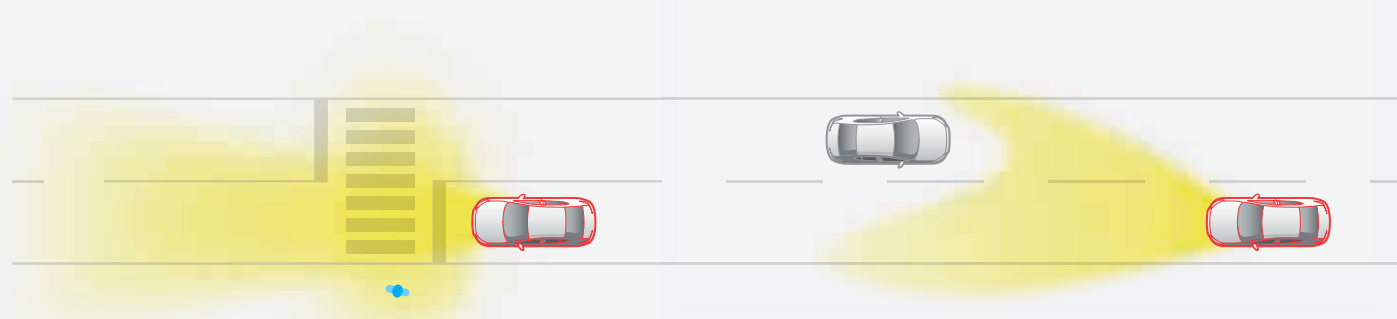
Stopping distance
with no assistance.

G-VECTURING CONTROL (GVC)

By finely controlling engine torque based on the steering and accelerator inputs of the driver, G-Vectoring Control improves both handling for the driver and ride quality for the passengers.

i-ACTIVSENSE EXTRA SENSES LOOKING OUT FOR YOU

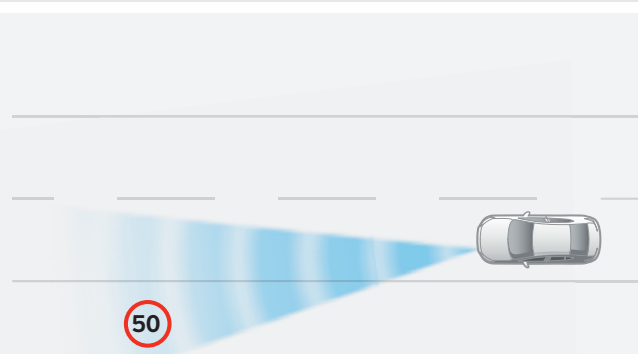
Mazda3 integrates the very latest in confidence-inspiring safety, so you feel in control on every drive. Advanced i-ACTIVSENSE technologies⁴ take peace of mind to the highest level, with Advanced Smart City Brake Support - Forward (ASCBS-F) standard across the range. Blind Spot Monitoring (BSM) and Rear Cross Traffic Alert (RCTA) are standard on GSX and above. These intelligent systems are designed to help you recognise potential hazards, avoid collisions and minimise the severity of accidents when they're unavoidable. Employing radar and cameras, it's like having extra senses looking out for you.



ADAPTIVE LED HEADLIGHTS (ALH)

Individual control of several LEDs allows precise adjustment of the lighting pattern. The system automatically broadens visibility at low speeds, shapes the high beam to help avoid dazzling other drivers and raises beam height at highway speeds to extend vision area.

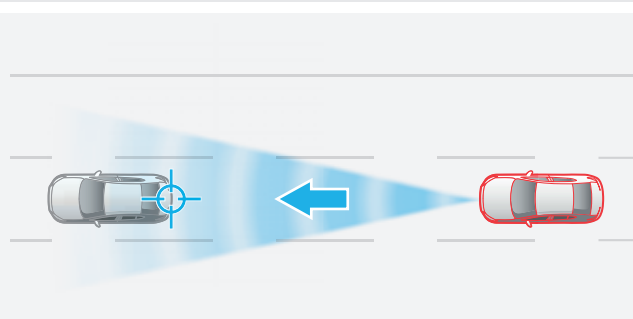
SP25 Limited models.



TRAFFIC SIGN RECOGNITION (TSR)

The Traffic Sign Recognition System recognises Stop, No Entry and speed limit signs using the forward-sensing camera while driving. The detected speed limit is shown on the Active Driving Display. If the driver exceeds the speed limit, the traffic sign indication on the display flashes 3 times and a warning sound alerts the driver. The system provides constant safe driving support by preventing the driver from overlooking important traffic signage.

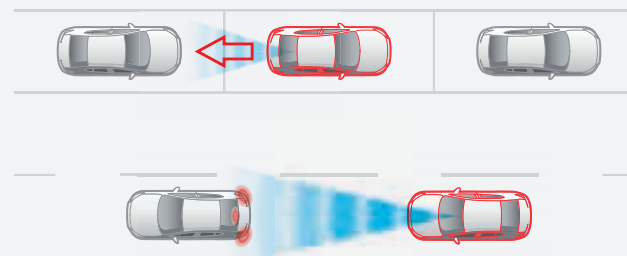
18 SP25 and SP25 Limited models.



MAZDA RADAR CRUISE CONTROL (MRCC)

Mazda Radar Cruise Control (MRCC) reduces the stress of negotiating heavy traffic by automatically adjusting vehicle speed to maintain a safe distance from the car ahead. Distance Recognition Support System (DRSS) visually displays the distance to the car ahead for added driver awareness.

SP25 Limited models.



ADVANCED SMART CITY BRAKE SUPPORT - FORWARD (ASCBS-F)

Helps prevent, or lessen, low-speed impacts. Now with pedestrian detection, ASCBS-F monitors the vehicle in front to assess the possibility of a collision at forward speeds of 4-80km/h. If the system detects a high risk of impact, it issues visual and audible warnings and primes the brakes for faster response should the driver brake. If the driver does not brake, the brakes are applied automatically. SCBS also works in reverse at speeds of 2-8km/h.

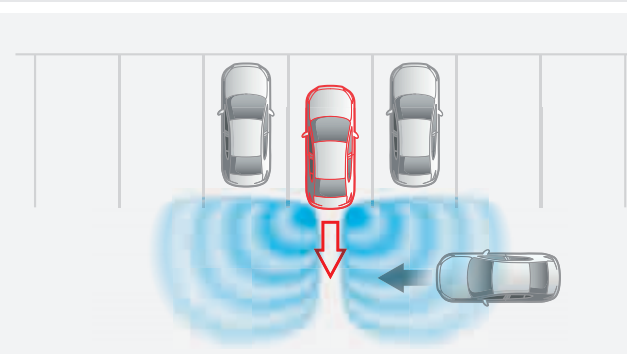
ASCBS-F standard across the range.
SCBS-R (Reverse) equipped to SP25 and SP25 Limited models.



DRIVER ATTENTION ALERT (DAA)

When speeds above 65km/h are sustained for longer periods, the system monitors driver inputs and provides a visual warning if it detects signs of fatigue. DAA also provides an alert when 2 hours have elapsed.


SP25 and SP25 Limited models.



REAR CROSS TRAFFIC ALERT (RCTA)

RCTA assists you when you're reversing from a parking space, warning if a car is approaching from either side of your vehicle. The LED icon on both mirrors is accompanied by a beeping alert.

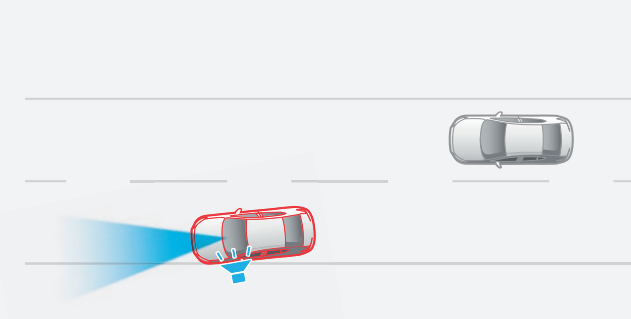
Standard on GSX and above.



FORWARD OBSTRUCTION WARNING (FOW) / SMART BRAKE SUPPORT (SBS)

Operating at 15-160km/h, the system monitors the distance to vehicles in front and their speed. FOW senses if a collision is likely and prompts you to take evasive action via audible and visual alerts. If SBS senses a high risk of impact, it applies initial pressure to the brakes, enabling faster response should you brake. If you take evasive action SBS deactivates. If no evasive action is taken, the brakes are applied automatically.

SP25 Limited models.



LANE DEPARTURE WARNING (LDW) / LANE KEEP ASSIST SYSTEM (LAS)

Using a windscreen-mounted camera to monitor road lane markings, LDW sounds an audible warning if you're about to stray from your lane. LAS will act if it determines the vehicle is going to leave its lane, by applying a degree of corrective steering.

SP25 Limited models.



BLIND SPOT MONITORING (BSM)

By scanning external mirrors' blind spots, radars detect any unseen vehicles to help you avoid making hazardous lane changes. An LED icon on the relevant mirror is accompanied by beeping alerts.

Standard on GSX and above.

19



GLX Hatch in Snowflake White Pearl Mica.

GLX FEATURES

- » 16-inch alloy wheels
- » Headlamps (halogen)
- » Power mirrors (body coloured)
- » Wipers (front) 2-speed with variable intermittent function
- » Wiper (rear) with intermittent function (hatch only)
- » Electric parking brake
- » Air-conditioning
- » Cruise control
- » Reversing camera
- » Audio system with: 6 speakers, AM/FM tuner (with RDS), CD/MP3 (MP3/WMA compatible), 2 x USB inputs (iPod® compatible), AUX 3.5mm jack
- » Bluetooth® hands-free phone and audio capability²
- » 7-inch full-colour touchscreen display (MZD Connect)
- » Multi-function commander control
- » Internet radio integration (Pandora®, Stitcher™ and Aha™)
- » Voice activation and control
- » Steering wheel-mounted audio controls
- » Tilt and telescopic adjustable steering wheel
- » Trip computer³
- » Keyless entry and push-button ignition
- » Remote central locking (2 transmitters)
- » Seat trim: black cloth
- » Seats (front) with: height adjustment (driver) and seat back pocket (passenger)
- » Seats (rear) with: 60/40 split-fold backrest and centre fold-down armrest

- » Engine immobiliser
- » G-Vectoring Control (GVC)
- » Airbags SRS: front (driver and passenger), side (front) and curtain (front and rear)
- » i-ACTIVSENSE safety technologies⁴ - Advanced Smart City Brake Support - Forward (ASCBS-F)

Option:

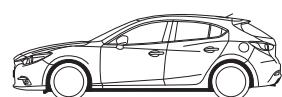
- » Satellite navigation (with 3 years free map updates)

POWERTRAIN

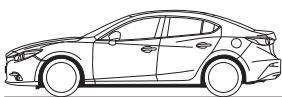
SKYACTIV-G

- » 2.0 litre in-line 4 cylinder 16 valve DOHC S-VT petrol engine with i-stop
- » Max power: 114kW @ 6,000rpm
- » Max torque: 200Nm @ 4,000rpm

- » SKYACTIV-DRIVE automatic transmission (with drive selection / sport mode)
- » Fuel consumption (combined): 5.7 (sedan) – 5.8 (hatch) L/100km¹



5-door hatch



4-door sedan



GLX with black cloth trim.



COMFORT AT EVERY TURN

Integrated air-conditioning and heating controlled by clear, easy-to-use dials.




ALWAYS IN CONTROL

Advanced Smart City Brake Support - Forward (ASCBS-F) helps prevent or lessen low speed collisions by applying the brakes if you don't.



WEB CONTENT COMES ALONG

Through MZD Connect you can access content from internet radio to social media feeds.



COMMAND CENTRE

The easily reached rotary commander lets you flick between menus and functions with minimum distraction. Adjacent is an electric parking brake, which can simply be switched on or off.



GSX Hatch in Sonic Silver Metallic.

GSX FEATURES

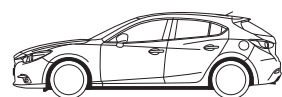
ADDITIONAL TO GLX

- » LED fog lamps (front)
- » Headlamps auto on/off function
- » Wipers (front) 2-speed with rain-sensing function
- » Air-conditioning (dual-zone climate control)
- » Power mirrors (body coloured, auto-folding)
- » Satellite navigation (with 3 years free map updates)
- » Parking sensors (rear)
- » Advanced keyless entry and ignition
- » i-ACTIVSENSE safety technologies⁴
 - Blind Spot Monitoring (BSM)
 - Rear Cross Traffic Alert (RCTA)
- » Leather-wrapped: gear shift knob and steering wheel
- » Vanity mirrors (front) with illumination
- » Overhead sunglass storage box

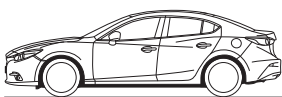
POWERTRAIN

SKYACTIV-G

- » 2.0 litre in-line 4 cylinder 16 valve DOHC S-VT petrol engine with i-stop
- » Max power: 114kW @ 6,000rpm
- » Max torque: 200Nm @ 4,000rpm
- » SKYACTIV-DRIVE automatic transmission (with drive selection / sport mode)
- » Fuel consumption (combined): 5.7 (sedan) – 5.8 (hatch) L/100km¹



5-door hatch



4-door sedan



GSX with black cloth trim.



CUSTOM COMFORT

Driver and passenger can individually optimise temperature with dual-zone climate control.




EXTRA SENSES

Blind Spot Monitoring scans the vehicle's blind spots for approaching vehicles, warning against hazardous lane changes with an LED icon and beeping alerts. Also includes Rear Cross Traffic Alert (RCTA).



THAT'S BRILLIANT

Automatic headlamps assess ambient light and switch on/off accordingly.



CONVENIENCE IS KEY

Advanced keyless entry lets you get going without needing to find keys. As long as you're carrying the remote locking unit, you just press the front door button to enter.

Mazda3

SP25



SP25 Hatch in Deep Crystal Blue Mica.

SP25 FEATURES

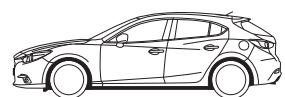
ADDITIONAL TO GSX

- » 18-inch alloy wheels (dark gloss)
- » Privacy glass
- » Sharkfin antenna (hatch only)
- » Rear spoiler (sedan only)
- » Active Driving Display (ADD)
- » Premium Bose® 231 watt amplifier and 9 speakers
- » Paddle shift gear control (auto only)
- » Analogue tachometer with digital speedometer
- » Rear-view mirror with auto-dimming function
- » Parking sensors (front)
- » i-ACTIVSENSE safety technologies⁴
 - Smart City Brake Support - Reverse (SCBS-R)
 - Traffic Sign Recognition (TSR)
 - Driver Attention Alert (DAA)

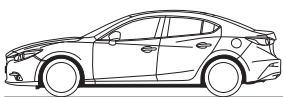
POWERTRAIN

SKYACTIV-G

- » 2.5 litre in-line 4 cylinder 16 valve DOHC S-VT petrol engine with i-stop
- » Max power: 138kW @ 5,700rpm
- » Max torque: 250Nm @ 3,250rpm
- » SKYACTIV-MT manual transmission (hatch only)
- » SKYACTIV-DRIVE automatic transmission (with drive selection / sport mode)
- » Fuel consumption (combined): 6.5 L/100km¹ (man) or 6.0 (sedan) – 6.1 (hatch) L/100km¹



5-door hatch



4-door sedan



SP25 with black cloth trim.



A FOCUSED DRIVE

All your important driving information projected into your line of sight, including speed limits and other traffic signage.



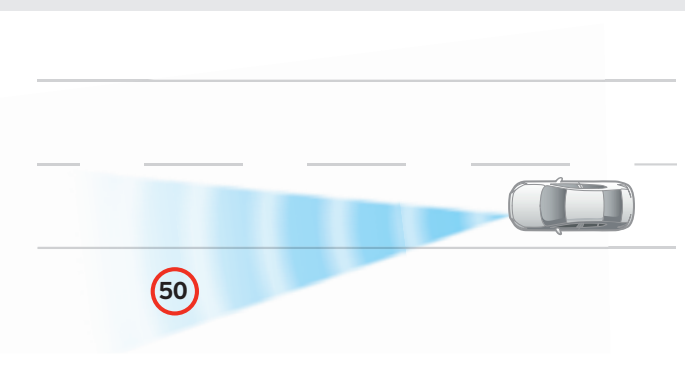
A-GRADE AUDIO

Premium Bose® digital audio teams 231 watts of power with 9 speakers for a stirring musical performance.



18-INCH ALLOY WHEELS (DARK GLOSS)

Enhance street presence with these high-lustre alloys.



TRAFFIC SIGN RECOGNITION (TSR)

The Traffic Sign Recognition System recognises Stop, No Entry and speed limit signs using the forward-sensing camera while driving. The detected speed limit is shown on the Active Driving Display.

Mazda3

SP25 LIMITED



SP25 Limited Hatch in Soul Red Metallic.

SP25 LIMITED FEATURES

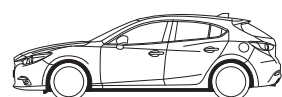
ADDITIONAL TO SP25

- » Headlamps (LED)
- » Daytime running lamps (LED)
- » Tail-lamps (LED)
- » Power mirrors (heated)
- » Power tilt/slide sunroof
- » Seat trim: leather (black or pure white)⁵
- » Seats (front) with: heating function, 2-position memory function (driver), 10-way power adjustment (driver)
- » Secondary Collision Reduction (SCR)
- » i-ACTIVSENSE safety technologies⁴
 - Mazda Radar Cruise Control (MRCC)
 - Distance Recognition Support System (DRSS)
 - Forward Obstruction Warning (FOW)
 - Adaptive LED Headlights (ALH)
 - Lane Departure Warning (LDW)
 - Lane-keep Assist System (LAS)
 - Smart Brake Support (SBS)

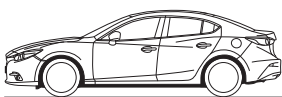
POWERTRAIN

SKYACTIV-G

- » 2.5 litre in-line 4 cylinder 16 valve DOHC S-VT petrol engine with i-stop
- » Max power: 138kW @ 5,700rpm
- » Max torque: 250Nm @ 3,250rpm
- » SKYACTIV-DRIVE automatic transmission (with drive selection / sport mode)
- » Fuel consumption (combined): 6.0 (sedan) – 6.1 (hatch) L/100km¹



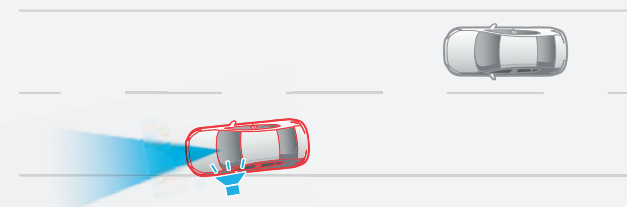
5-door hatch



4-door sedan



SP25 Limited with black leather⁵




STRAIGHT & STEADY

Lane-keep Assist System (LAS) monitors road markings and sounds an audible warning if you're about to stray from your lane. If necessary, it also applies a degree of corrective steering.



RADAR EQUIPPED

Radar cruise control monitors the car ahead, automatically adjusting your speed to maintain a safe distance. System can be switched on and off as needed.



INDULGENT INSIDE

Choose luxurious leather⁵ interior in either pure white or black. Contrasting stitching highlights craftsmanship.



FOLLOW THE SUN

Fresh air and sunshine are yours thanks to a power-operated sliding glass sunroof with tilt function.

SPECIFICATIONS

| Powertrain | | 2.0L I4 Petrol | 2.5L I4 Petrol |
|---|-------------------|---|---|
| Bore and stroke (mm) | | 83.5 x 91.2 | 89.0 x 100.0 |
| Compression ratio | | 13.0 : 1 | 13.0 : 1 |
| Emissions standard | | Euro stage V | Euro stage V |
| Engine capacity (cc) | | 1,998 | 2,488 |
| Engine type | | 2.0 litre in-line 4 cylinder 16 valve DOHC S-VT petrol (SKYACTIV-G) with i-stop | 2.5 litre in-line 4 cylinder 16 valve DOHC S-VT petrol (SKYACTIV-G) with i-stop |
| Fuel consumption (l/100km) ¹ : | Manual (combined) | – | 6.5 (hatch) |
| | Auto (combined) | 5.7 (sedan), 5.8 (hatch) | 6.0 (sedan), 6.1 (hatch) |
| Fuel system | | Electronic direct injection | Electronic direct injection |
| Fuel tank capacity (litres) | | 51 | 51 |
| Gear ratio - Manual / Auto: | 1st | – / 3.552 | 3.700 / 3.552 |
| | 2nd | – / 2.022 | 1.947 / 2.022 |
| | 3rd | – / 1.452 | 1.300 / 1.452 |
| | 4th | – / 1.000 | 1.029 / 1.000 |
| | 5th | – / 0.708 | 0.837 / 0.708 |
| | 6th | – / 0.599 | 0.680 / 0.599 |
| | Reverse | – / 3.893 | 3.724 / 3.893 |
| | Final drive | – / 3.812 | 4.105 / 3.812 |
| Maximum power (kW @ rpm) | | 114 kW @ 6,000 rpm | 138 kW @ 5,700 rpm |
| Maximum torque (Nm @ rpm) | | 200 Nm @ 4,000 rpm | 250 Nm @ 3,250 rpm |
| Recommended fuel | | Unleaded (91RON or higher) or E10 | Unleaded (91RON or higher) or E10 |
| Throttle control | | Electronic (drive-by-wire) | Electronic (drive-by-wire) |
| Transmission: | Manual | – | 6-speed SKYACTIV-MT |
| | Auto | 6-speed SKYACTIV-Drive | 6-speed SKYACTIV-Drive |

| Model Availability | | GLX | GSX | SP25 | SP25 Limited |
|--------------------|-------------------------------|-----|-----|------|--------------|
| Hatch: | 2.0L I4 Petrol 6-speed Auto | ● | ● | – | – |
| | 2.5L I4 Petrol 6-speed Manual | – | – | ● | – |
| | 2.5L I4 Petrol 6-speed Auto | – | – | ● | ● |
| Sedan: | 2.0L I4 Petrol 6-speed Auto | ● | ● | – | – |
| | 2.5L I4 Petrol 6-speed Auto | – | – | ● | ● |

| Chassis & Powertrain Technologies | GLX | GSX | SP25 | SP25 Limited |
|--|-----|-----|------|--------------|
| Automatic transmission drive selection | ● | ● | ● | ● |
| Automatic transmission kickdown switch | ● | ● | ● | ● |
| Automatic transmission paddle shift gear control | – | – | ● | ● |
| Electric parking brake | ● | ● | ● | ● |
| Electric power assist steering | ● | ● | ● | ● |
| Hill Launch Assist (HLA) | ● | ● | ● | ● |
| i-stop | ● | ● | ● | ● |
| SKYACTIV-BODY | ● | ● | ● | ● |
| SKYACTIV-CHASSIS | ● | ● | ● | ● |
| SKYACTIV-VEHICLE DYNAMICS G-Vectoring Control (GVC) | ● | ● | ● | ● |

● = Standard, – = Not available.

| Chassis | | GLX | GSX | SP25 | SP25 Limited |
|---------------------------------|-------|--|------------|------------|--------------|
| Brake diameter (mm): | Front | 295 | 295 | 295 | 295 |
| | Rear | 265 | 265 | 265 | 265 |
| Brake type: | Front | ----- Ventilated disc ----- | | | |
| | Rear | ----- Solid disc ----- | | | |
| Steering type | | ----- Electric power assist steering ----- | | | |
| Suspension: | Front | ----- MacPherson strut ----- | | | |
| | Rear | ----- Multi-link ----- | | | |
| Turning circle kerb to kerb (m) | | 10.6 | 10.6 | 10.6 | 10.6 |
| Tyre size | | 205/60 R16 | 205/60 R16 | 215/45 R18 | 215/45 R18 |
| Tyre index | | 92V | 92V | 89W | 89W |
| Wheel size | | 16 x 6.5 J | 16 x 6.5 J | 18 x 7.0 J | 18 x 7.0 J |
| Wheel type | | ----- Alloy ----- | | | |
| Tyre size (spare) | | ----- T125/70 D16 ----- | | | |
| Wheel type (spare) | | ----- Temporary (Steel) ----- | | | |

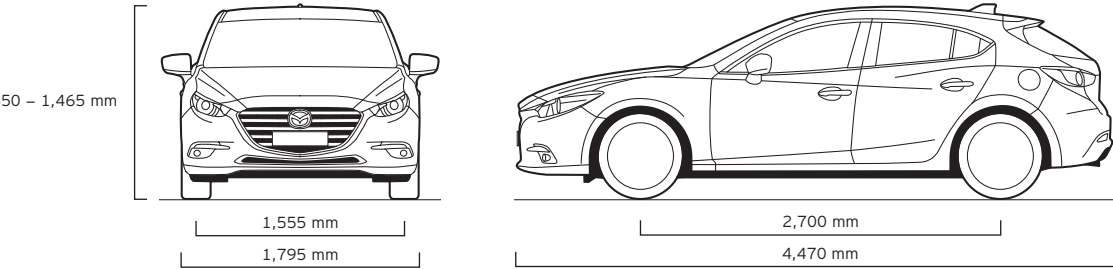
| Weights and Capacities | | GLX | GSX | SP25 | SP25 Limited |
|--------------------------------|----------|-------|-------|-------|--------------|
| Hatch | | | | | |
| Cargo room volume VDA (litres) | | 308 | 308 | 308 | 308 |
| Kerb weight (kg)*: | Manual | – | – | 1,302 | – |
| | Auto | 1,308 | 1,308 | 1,328 | 1,341 |
| Towing capacity (kg): | Braked | 1,200 | 1,200 | 1,200 | 1,200 |
| | Unbraked | 600 | 600 | 600 | 600 |
| Tow-ball download maximum (kg) | | 75 | 75 | 75 | 75 |

| Weights and Capacities | | GLX | GSX | SP25 | SP25 Limited |
|--------------------------------|----------|-------|-------|-------|--------------|
| Sedan | | | | | |
| Cargo room volume VDA (litres) | | 408 | 408 | 408 | 408 |
| Kerb weight (kg)*: | Auto | 1,306 | 1,306 | 1,324 | 1,336 |
| | Braked | 1,200 | 1,200 | 1,200 | 1,200 |
| Towing capacity (kg): | Unbraked | 600 | 600 | 600 | 600 |
| Tow-ball download maximum (kg) | | 75 | 75 | 75 | 75 |


– = Not available. *Minimum kerb weight based on powertrain and driveline combination. Includes all Fluids.

SPECIFICATIONS

| Dimensions | | | | | |
|-----------------------------|-------|-------|-------|-------|--------------|
| Hatch | | GLX | GSX | SP25 | SP25 Limited |
| Ground clearance laden (mm) | | 155 | 155 | 155 | 155 |
| Overall length (mm) | | 4,470 | 4,470 | 4,470 | 4,470 |
| Overall width (mm) | | 1,795 | 1,795 | 1,795 | 1,795 |
| Overall height (mm) | | 1,450 | 1,450 | 1,465 | 1,465 |
| Track (mm): | Front | 1,555 | 1,555 | 1,555 | 1,555 |
| | Rear | 1,560 | 1,560 | 1,560 | 1,560 |
| Wheelbase (mm) | | 2,700 | 2,700 | 2,700 | 2,700 |



| Dimensions | | | | | |
|-----------------------------|-------|-------|-------|-------|--------------|
| Sedan | | GLX | GSX | SP25 | SP25 Limited |
| Ground clearance laden (mm) | | 155 | 155 | 155 | 155 |
| Overall length (mm) | | 4,580 | 4,580 | 4,580 | 4,580 |
| Overall width (mm) | | 1,795 | 1,795 | 1,795 | 1,795 |
| Overall height (mm) | | 1,450 | 1,450 | 1,450 | 1,450 |
| Track (mm): | Front | 1,555 | 1,555 | 1,555 | 1,555 |
| | Rear | 1,560 | 1,560 | 1,560 | 1,560 |
| Wheelbase (mm) | | 2,700 | 2,700 | 2,700 | 2,700 |



| Exterior | | GLX | GSX | SP25 | SP25 Limited |
|--|--|-----|-----|------|--------------|
| Daytime running lights (LED) | | – | – | – | ● |
| Door handles (body coloured) | | ● | ● | ● | ● |
| Exhaust extension (chrome) | | ●* | ●* | ●* | ●* |
| Front fog-lamps (LED) | | – | ● | ● | ● |
| Front and rear bumpers (body coloured) | | ● | ● | ● | ● |
| Glass: green-tinted all windows | | ● | ● | – | – |
| Glass: privacy tinted (rear side and back window) | | – | – | ● | ● |
| Headlamps (halogen) | | ● | ● | ● | – |
| Headlamps (LED) | | – | – | – | ● |
| Headlamps auto on/off function | | – | ● | ● | ● |
| Power mirrors (body coloured) | | ● | ● | ● | ● |
| Power mirrors (auto folding) | | – | ● | ● | ● |
| Power mirrors (heated) | | – | – | – | ● |
| Power sliding and tilt glass sun-roof | | – | – | – | ● |
| Power windows | | ● | ● | ● | ● |
| Rear spoiler | | – | – | ●^ | ●^ |
| Tail-lamps (LED) | | – | – | – | ● |
| Window demister (rear) | | ● | ● | ● | ● |
| Wipers (front) 2-speed with rain-sensing function | | – | ● | ● | ● |
| Wipers (front) 2-speed with variable intermittent function | | ● | – | – | – |
| Wiper (rear) with intermittent function | | ●* | ●* | ●* | ●* |

| Seats | | GLX | GSX | SP25 | SP25 Limited |
|-------------------|-------------------------------------|-----|-----|------|--------------|
| Seat trim: | Black cloth | ● | ● | ● | – |
| | Black leather ⁵ | – | – | – | ● |
| | Pure white leather ⁵ | – | – | – | ○ |
| Front seats with: | 2-position memory function (driver) | – | – | – | ● |
| | 6-way adjustment (driver) | ● | ● | ● | – |
| | 10-way power adjustment (driver) | – | – | – | ● |
| | Adjustable head restraints | ● | ● | ● | ● |
| | Heating function | – | – | – | ● |
| | Height adjustment (driver) | ● | ● | ● | ● |
| | Lumbar adjustment (driver) | – | – | – | ● |
| | Rake and slide adjustment | ● | ● | ● | ● |
| | Seat back pocket (passenger) | ● | ● | ● | ● |
| Rear seats with: | 60/40 split fold backrest | ● | ● | ● | ● |
| | Adjustable head restraints | ● | ● | ● | ● |
| | Centre fold down armrest | ● | ● | ● | ● |

● = Standard, ●* = Standard (Hatch only), ●^ = Standard (Sedan only), ○ = Option, – = Not available.

SPECIFICATIONS

| Interior | | GLX | GSX | SP25 | SP25 Limited |
|---|--------------------------------|-----|-----|------|--------------|
| Air-conditioning | | ● | – | – | – |
| Air-conditioning (dual-zone climate control) | | – | ● | ● | ● |
| Ambient temperature display | | ● | ● | ● | ● |
| Centre armrest console with tray | | ● | ● | ● | ● |
| Critical function warning lights/chimes | | ● | ● | ● | ● |
| Cruise control | | ● | ● | ● | – |
| Mazda Radar Cruise Control (MRCC) | | – | – | – | ● |
| Cupholders | | ● | ● | ● | ● |
| Door bottle holders (front and rear) | | ● | ● | ● | ● |
| Electric parking brake | | ● | ● | ● | ● |
| Glove box | | ● | ● | ● | ● |
| Instrument panel light dimmer | | ● | ● | ● | ● |
| Interior illumination: | Cargo room lamp | ● | ● | ● | ● |
| | Entry system with delayed fade | ● | ● | ● | ● |
| | Map reading spot lamps | ● | ● | ● | ● |
| Interior release for fuel filler door | | ● | ● | ● | ● |
| Leather-wrapped: | Gear shift knob | – | ● | ● | ● |
| | Steering wheel | – | ● | ● | ● |
| One touch (up and down) power window (driver) | | ● | ● | ● | ● |
| Overhead sunglass storage box | | – | ● | ● | ● |
| Paddle shift gear control (auto only) | | – | – | ● | ● |
| Rear-view mirror with auto dimming function | | – | – | ● | ● |
| Tachometer and electronic odometer/ tripmeter | | ● | ● | ● | ● |
| Tilt and telescopic adjustable steering wheel | | ● | ● | ● | ● |
| Trip Computer ³ | | ● | ● | ● | ● |
| Vanity mirrors (front) | | ● | – | – | – |
| Vanity mirrors (front) with illumination | | – | ● | ● | ● |

| Infotainment | | GLX | GSX | SP25 | SP25 Limited |
|---|--|-----|-----|------|--------------|
| 7-inch full colour touch screen display | | ● | ● | ● | ● |
| AM/FM tuner | | ● | ● | ● | ● |
| Auxiliary-audio input jack (3.5mm mini-stereo) | | ● | ● | ● | ● |
| Bluetooth® hands-free phone and audio capability ² | | ● | ● | ● | ● |
| Internet radio integration (Pandora® Sticher™ and Aha™) | | ● | ● | ● | ● |
| Multi-function commander control | | ● | ● | ● | ● |
| Premium Bose® 231 watt amplifier and speakers | | – | – | ● | ● |
| Radio Data System (RDS) program information | | ● | ● | ● | ● |
| Satellite navigation | | ○ | ● | ● | ● |
| Speakers (6) | | ● | ● | – | – |
| Speakers (9) | | – | – | ● | ● |
| Steering wheel-mounted audio controls | | ● | ● | ● | ● |
| USB-audio input port (iPod® compatible) | | ● | ● | ● | ● |
| Voice activation and control | | ● | ● | ● | ● |

● = Standard, ○ = Option, – = Not available.

| Safety and Security | | GLX | GSX | SP25 | SP25 Limited |
|--|------------------------------|-----|-----|------|--------------|
| Active Driving Display (ADD) | | – | – | ● | ● |
| Adaptive LED Headlights (ALH) | | – | – | – | ● |
| Airbags SRS: | Front (driver and passenger) | ● | ● | ● | ● |
| | Side (front) | ● | ● | ● | ● |
| | Curtain (front and rear) | ● | ● | ● | ● |
| Anti-lock Braking System (ABS) | | ● | ● | ● | ● |
| Blind Spot Monitoring (BSM) | | – | ● | ● | ● |
| Childproof rear door locks | | ● | ● | ● | ● |
| Driver Attention Alert (DAA) | | – | – | ● | ● |
| Dynamic Stability Control (DSC) | | ● | ● | ● | ● |
| Electronic Brake-force Distribution (EBD) | | ● | ● | ● | ● |
| Emergency Brake Assist (EBA) | | ● | ● | ● | ● |
| Emergency Stop Signal (ESS) | | ● | ● | ● | ● |
| Engine immobiliser | | ● | ● | ● | ● |
| Forward Obstruction Warning (FOW) | | – | – | – | ● |
| High mount stop lamp | | ● | ● | ● | ● |
| Hill Launch Assist (HLA) | | ● | ● | ● | ● |
| ISOFIX child restraint anchor points and top tethers | | ● | ● | ● | ● |
| Keyless entry | | ● | – | – | – |
| Keyless entry (advanced proximity) | | – | ● | ● | ● |
| Keyless push-button ignition | | ● | ● | ● | ● |
| Lane Departure Warning (LDW) | | – | – | – | ● |
| Lane-keep Assist System (LAS) | | – | – | – | ● |
| Left-hand-side convex (wide angle) exterior mirror | | ● | ● | ● | ● |
| Parking sensors (front) | | – | – | ● | ● |
| Parking sensors (rear) | | – | ● | ● | ● |
| Rear Cross Traffic Alert (RCTA) | | – | ● | ● | ● |
| Remote central locking (2 transmitters) | | ● | ● | ● | ● |
| Reversing camera | | ● | ● | ● | ● |
| Seat-belt warning (front and rear) | | ● | ● | ● | ● |
| Seat-belts (front) with pretensioners, load-limiters and height adjustable shoulder anchorages | | ● | ● | ● | ● |
| Seat-belts 3-point lap-sash (all seats) | | ● | ● | ● | ● |
| Secondary Collision Reduction (SCR) | | – | – | – | ● |
| Side impact door beams | | ● | ● | ● | ● |
| Smart Brake Support (SBS) | | – | – | – | ● |
| Advanced Smart City Brake Support - Forward (ASCBS-F) | | ● | ● | ● | ● |
| Smart City Brake Support - Reverse (SCBS-R) | | – | – | ● | ● |
| Traction Control System (TCS) | | ● | ● | ● | ● |
| Traffic Sign Recognition (TSR) | | – | – | ● | ● |
| "Triple H" safety construction with front and rear crumple zones | | ● | ● | ● | ● |
| Whiplash-minimising front seats | | ● | ● | ● | ● |

● = Standard, – = Not available.

ENJOY MAZDA3 WITH CONFIDENCE

mazdacare is a comprehensive programme designed to make owning your new Mazda passenger vehicle as worry-free as possible. You will appreciate the back-up and motoring support offered through Mazda **On Call**. We know you will enjoy the advantage and ease of the mazdacare Scheduled Service Programme that comes standard with your new Mazda passenger vehicle, and you will be impressed with our 5 year/unlimited km Warranty.⁷

3 year/100,000km Service at no additional cost⁸

We know you will enjoy the advantage and ease of the mazdacare Scheduled Service Programme that comes standard with your new Mazda passenger vehicle. Regular servicing is beneficial, keeping your Mazda in great shape for longer, saving you money in fuel, parts and keeping your vehicle safer on the road. That's why we offer 3 years or 100,000km (whichever occurs first) of mazdacare Genuine Mazda Scheduled Servicing at no extra cost. Each service is carried out by Mazda factory trained Service Specialists using the latest in vehicle diagnostic equipment, in order to keep every Mazda operating at optimum driving performance and help protect your investment in a car that enjoys excellent resale value.

5 year/unlimited km Roadside Assistance⁶

You will appreciate the back-up and motoring support offered through Mazda **On Call**. If something goes wrong when you're travelling then we're here to help. Mazda **On Call** is a Roadside Assistance programme available to Mazda owners 24-hours a day, 365 days a year – included as part of your mazdacare cover. So, if you run out of fuel, or lock your keys in the car – all you need to do is call 0800 800 626. Our support centres are ready to help out with any mechanical, medical and even legal advice you might need.

5 year/unlimited km New Passenger Vehicle Warranty⁷

You'll be grateful for the peace of mind that comes with the 5 year, unlimited kilometre manufacturer's warranty.⁷

- 5 year/unlimited km New Vehicle Warranty.⁷
- 5 year/unlimited km corrosion and anti-perforation warranty.

For more information on mazdacare, go to mazda.co.nz/mazdacare.



Driving enjoyment has an exciting future

We're working hard to make driving a Mazda even more rewarding. With cars that use less fuel, but produce more power. That are lighter, but contain more innovation. We call this breakthrough SKYACTIV TECHNOLOGY. It will let every Mazda deliver more driving pleasure while being kinder to the planet. Find out more at mazdaskyactiv.co.nz

Soul shines through.

A paint finish created for KODO


'KODO – Soul of Motion' is the dynamic design vision shaping the Mazda range. To bring these striking shapes to life we developed a special paint technology, TAKUMI-NURI. Both Soul Red Metallic and Machine Grey Metallic finishes combine an enhanced reflective treatment with high-chroma pigment to achieve stunningly vivid depth and contrast.

Accessories add enjoyment

Mazda3 gives you dynamic performance and impressive features. And with Mazda Genuine Accessories, Mazda3 ownership is even more enjoyable. They allow you to personalise your car and protect your investment. What's more, they deliver superb design, quality and safety, all backed by a Genuine Mazda Warranty. Mazda Genuine Accessories give you even more Zoom-Zoom. Visit mazda.co.nz to see accessories available.

MAZDA3 COLOUR AND TRIM

BODY COLOURS




Snowflake White Pearl Mica



Sonic Silver Metallic



Eternal Blue Mica



Soul Red Metallic*



Machine Grey Metallic*



Titanium Flash Mica



Deep Crystal Blue Mica



Jet Black Mica

INTERIOR TRIMS



Black cloth (GLX, GSX and SP25)



Black leather⁵ (SP25 Limited)



Pure white leather⁵ (SP25 Limited)

¹Combined fuel consumption figures are based on ADR 81/02 test results. They are useful in comparing the fuel consumption of different vehicles. They may not be the fuel consumption achieved in practice. This will depend on traffic and road conditions and how the vehicle is driven. ²Please check the compatibility of your Bluetooth® device (particularly your mobile phone) with the specific Mazda vehicle you intend to purchase as not all devices operate correctly. Visit mazdahandsfree.co.nz or consult your Mazda Dealer for further information. ³Trip computer displays current and average fuel consumption, distance to empty and average vehicle speed. ⁴i-ACTIVSENSE safety technologies are driver assist technologies only and should not be used in place of skilled and safe driving practices. It is the driver's sole responsibility to constantly monitor vehicle surroundings and conditions at all times. ⁵Leather interior includes Maztex material on selected high impact surfaces. ⁶Your mazdacare support programme is effective from the first day of vehicle registration. ⁷The 5 Year New Passenger Warranty programme comprises a 3 year/unlimited km bumper-to-bumper factory warranty and a comprehensive Major Component and Safety System warranty for an additional 2 years/unlimited km. Therefore the total new vehicle warranty period is 5 years/unlimited km. ⁸Mazda New Zealand covers all routine service maintenance costs including Parts, Lubricants and Labour for the duration of the programme when service is performed by an authorised Mazda Dealer. Visit mazda.co.nz/passenger-vehicle-warranty to see full disclosure of items covered by the 5 year/unlimited km New Passenger Vehicle Warranty.

*Surcharge applies.

All care is taken to ensure the accuracy of this brochure at the time of publication. Specifications, features and model availability may vary from Dealer to Dealer and may change without notice. Please refer to mazda.co.nz or consult your Mazda Dealer prior to placing an order to ascertain current information on model availability, specifications, options, features and prices. Mazda Motors of New Zealand Limited will not be liable for any loss arising from the information in this brochure, whether in negligence or otherwise. Mazda Motors of New Zealand Limited, PO Box 132057, Sylvia Park, Auckland 1644. iPod is a trademark of Apple Inc., registered in the U.S. and other countries. Due to the nature of the printing process, colours may vary from those shown in this brochure. Ask your Dealer to show you a product sample. Published August 2016. MZ4900573

IMAGINATION DRIVES US



Mazda NZ

Like us on the official Mazda New Zealand fan page for the latest pictures, videos, events, news and competitions. Ask questions, give feedback or upload your own photos. Find us by searching "Mazda NZ" on Facebook now.



Mazda NZ

Visit Mazda New Zealand's YouTube channel. You'll find video content with exclusive behind-the-scenes footage. Find us by searching "Mazda NZ" on YouTube now.

Published August 2016. MZ4900573

For further information visit mazda.co.nz