

IMAGINATION DRIVES US



Mazda NZ

Like us on the official Mazda New Zealand fan page for the latest pictures, videos, events, news and competitions. Ask questions, give feedback or upload your own photos. Find us by searching "Mazda NZ" on Facebook now.



Mazda NZ

Visit Mazda New Zealand's YouTube channel. You'll find video content with exclusive behind-the-scenes footage. Find us by searching "Mazda NZ" on YouTube now.

Published April 2017. MZ4900582.

For further information visit mazda.co.nz

CX-5



zoom-zoom

IMAGINATION DRIVES US



Imagination is the world's most valuable resource. It's our window to the future, because if we can imagine it, we can create it. Mazda is built on a foundation of imagination and ingenuity. It's the fuel behind all we create and achieve. It has given us SKYACTIV TECHNOLOGY, 'KODO - Soul of Motion' design and countless successes that once existed only in someone's imagination. These pages show how imagination is an integral part of our innovative cars.

CONTENTS

04	INTRODUCTION
06	EXTERIOR
08	INTERIOR
10	PERFORMANCE
14	CONNECTIVITY
16	INTERIOR FEATURES
18	SAFETY
20	i-ACTIVSENSE
22	MODELS
28	SPECIFICATIONS
34	CONFIDENCE
35	COLOUR & TRIM





MAZDA CX-5. IMAGINE BETTER

New Mazda CX-5 takes the SUV to a new level of refinement and craftsmanship. A stunning new design, evolved SKYACTIV performance, impressive fuel efficiency plus the latest i-ACTIVSENSE safety all combine to deliver an SUV that's truly a class above.



RENEWED. REFINED. PERFECTED

Speed and grace; a unique combination that defines the core of New Mazda CX-5 design. Mazda's signature 'KODO - Soul of Motion' design philosophy has been evolved to represent a boldness, elegance and maturity that will set the standard for a new generation of SUVs.

Every element has been designed to work in harmony as well as please the eye. The new front grille, rear combination lamps and new alloy design, complement the flowing lines along the CX-5's profile. Together they represent a form and road stance that redefines modern SUV design.





Limited with Pure White Leather Trim* (optional).



DESIGNED WITH DETAIL IN MIND

New Mazda CX-5 is designed to capture the imagination of everyone on board. Comfort, technology and spaciousness meet quality finishes everywhere you turn.

The elegantly crafted cabin surrounds the driver with carefully positioned controls. The full-colour Active Driving Display† means crucial driving information is right there in the driver's line of sight (on GSX and Limited models).

From the higher, more angled centre console to the redesigned instrument panel as well as the use of space and storage across front and rear rows, New Mazda CX-5 is a triumph of design.

† Driver-assistance features do not replace the driver's judgement and are not to be used in place of skilled and safe driving practices. It is the driver's sole responsibility to monitor vehicle surroundings and conditions and comply with all applicable laws at all times.

* Leather interior includes Maztex deluxe leatherette on selected high impact surfaces.



IMAGINE BETTER PERFORMANCE

New CX-5 represents the latest evolution of Mazda's breakthrough SKYACTIV technologies that have defined a thrilling new generation of Zoom-Zoom performance. Available in three engine types, you'll discover improved responsiveness on acceleration and enhanced fuel efficiency.

The addition of intelligent i-ACTIV AWD monitors and predicts road conditions so New Mazda CX-5 can adjust its performance to deliver impressive real-world fuel efficiency and a superior drive every time.

You'll also experience a quieter ride than ever before thanks to a multitude of measures from aerodynamics to construction materials that all contribute to less road, tyre and wind noise.

PUSHING THE BOUNDARIES OF AN SUV

New CX-5 represents breakthrough performance with efficiency that Mazda's SKYACTIV TECHNOLOGY is now famous for. A smooth ride and athletic responses are just the beginning. Both petrol and diesel engines offer plenty of torque using little fuel. The automatic transmission has been developed to increase responsiveness, while all elements of the chassis - from brakes to suspension to steering - have been refined to provide a higher-quality ride that never compromises performance.

New CX-5 now introduces SKYACTIV-VEHICLE DYNAMICS, a series of technologies that integrates control of the engine, transmission, chassis and body to enhance the sense of oneness between car and driver that we call Jinba Ittai.

All of this adds up to an exceptional ride that feels like it's been crafted just for you.

* Fuel consumption figures are based on ADR 81/02 test results. They are useful in comparing the fuel consumption of different vehicles. They may not be the fuel consumption achieved in practice. This will depend on traffic, road conditions and how the vehicle is driven.



SKYACTIV-G 2.0 & 2.5L PETROL ENGINE

The SKYACTIV-G engines deliver impressive fuel economy along with powerful torque at low-to mid-range speeds. This combines with linear acceleration response and an exhilaratingly powerful feel, allowing you to enjoy a quality ride in all situations. The 2.0L delivers a sporty 114kW of power and 200Nm of torque, using only 6.9L of fuel every 100km*. The muscular 2.5L engine punches out 140kW and 251Nm, using just 7.5L every 100km*.



SKYACTIV-D 2.2L DIESEL ENGINE

The clean-running SKYACTIV-D 2.2L engine offers outstanding torque and exhilarating performance delivered right up to high engine speeds. The compression ratio of 14.0:1 is the lowest in the world for such an engine and means less friction and inertia for higher-revving and more exciting power. It also features a Natural Sound Smoother and Natural Sound Frequency Control, which reduces and suppresses knocking noise. It all adds to a smooth, quiet drive.



i-ACTIV AWD INTELLIGENT ALL-WHEEL DRIVE SYSTEM

Mazda's i-ACTIV AWD is a predictive, on-demand AWD system that anticipates front tyre slip and applies just enough torque to the rear wheels to prevent slipping from occurring. It does this via 27 sensors, which constantly monitor the road surface, outside conditions, driver operation and vehicle condition. Analysing this information 200 times per second, the system helps ensure a stress-free drive in a wide range of conditions.



SKYACTIV-DRIVE AUTOMATIC TRANSMISSION

We've combined the best attributes of conventional automatic, continuously variable and dual clutch transmissions. The transmission locks up to couple directly with the engine over a wider spectrum than other automatics. This realises a significant improvement in fuel economy and a more direct, manual-like power delivery and driving feel. Shifts are swift, accurate and smooth across the six speeds.



SKYACTIV-BODY

Mazda's SKYACTIV-BODY simultaneously achieves high levels of usually conflicting attributes such as collision safety, light weight and rigidity. The latest Computer Aided Engineering (CAE) analysis was used for efficient reinforcements, and ultra-high tensile steel has been adopted for lightness and strength meaning rigidity is increased by approximately 15.5%, reducing response delay of the body to steering operations.



SKYACTIV-CHASSIS

Every component has been designed to create an unrivalled sense of oneness between car and driver. The steering system's structure has been optimised to achieve both excellent vibration insulation and high rigidity. The suspension has been revised, millimetre by millimetre, to achieve a gentler and higher-quality ride. This improved suspension means the braking system has also evolved to achieve shorter braking distances with outstanding performance.



Limited with Pure White Leather Trim* (optional).

ALWAYS INFORMED. ENDLESSLY ENTERTAINED

New Mazda CX-5 represents the latest in connectivity and infotainment. On GSX and Limited models, four USB ports are distributed throughout the cabin to accommodate all of your devices. Up front, MZD Connect allows you to safely access your compatible smartphone's contacts, social media and music[§].

Satellite navigation guides you from a large, upright touchscreen controlled by a central dial (option on GLX, standard on GSX and Limited models).

The exceptional 10-speaker Bose® system is integrated seamlessly throughout the interior (available on Limited models). Listen to music, radio and podcasts from a wide range of sources, including Pandora®, Stitcher™ and Aha™.

[§] Please check the compatibility of your Bluetooth® device (particularly your mobile phone) with the specific Mazda vehicle you intend to purchase, as not all devices operate correctly. Visit mazdahandsfree.co.nz or consult your Mazda Dealer for further information.

14 * Leather interior includes Maztex deluxe leatherette on selected high impact surfaces.





Limited with Pure White Leather Trim* (optional).



A BETTER RIDE IN EVERY SEAT

New Mazda CX-5 is packed full of refinements throughout the cabin to improve the comfort and enjoyment of driver and passengers alike. Every control, panel and trim has been carefully crafted to enhance ambience. Quality materials are evident across the entire cabin, including the seats, which offer a greater level of support and comfort. Second row passengers will enjoy the reclining function, which can adapt to their optimum seating position.

The addition of air-vents in the second row means everyone on board will ride comfortably. Storage space has been carefully considered too. Nine separate storage compartments mean there is always room to bring more along, while the luggage compartment has increased capacity to fit more in than ever before. A power liftgate on Limited grade models has also been added for convenience. (Air-vents are available on GSX and above.)

* Leather interior includes Maztex deluxe leatherette on selected high impact surfaces.


SAFETY THAT'S READY FOR THE UNEXPECTED

A priority of every New CX-5 is to maximise the safety of every passenger on board. Built with a rigid body cell, every grade comes equipped with SRS airbags and technology such as Dynamic Stability Control (DSC), Traction Control System (TCS), Emergency Brake Assist (EBA) and Electronic Brake-force Distribution (EBD) as standard. You'll also appreciate the Auto Door Lock and Electric Park Brake with Auto-Hold, again available on every grade. Hill Launch Assist (HLA) adds even more confidence, helping you take off quickly and simply when stopped on an incline:

[†] i-ACTIVSENSE and other safety technologies are driver assist technologies only and should not be used in place of skilled and safe driving practices. It is the driver's sole responsibility to monitor vehicle surroundings and conditions and comply with all applicable laws at all times.



Limited in Soul Red Crystal Metallic.



BE PREPARED FOR WHAT'S AROUND THE CORNER

Unexpected hazards are a part of life. Thankfully DSC acts instantly, braking the inner rear wheel to offset understeer (or outer front wheel to combat oversteer). The Traction Control System (TCS) also reduces torque to the driven wheels to minimise skidding. The hazard can be steered around, as control is maintained.

STOP WITH CONFIDENCE

Stopping distance with EBA, ABS and EBD.

Stopping distance with no assistance.

ENJOY THE RIDE

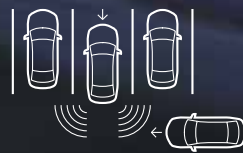
By finely controlling engine torque based on the steering and accelerator inputs of the driver, G-Vectoring Control (GVC) improves both handling for the driver and ride quality for the passengers around corners.

i-ACTIVSENSE PEACE OF MIND THAT STAYS WITH YOU

New CX-5 comes equipped with Mazda's i-ACTIVSENSE advanced safety technologies.

These technologies help assist the driver to avoid potential hazards, or help minimise damage as a result of unavoidable impact. New CX-5 introduces Mazda Radar Cruise Control (MRCC) with Stop & Go function, which reduces the stress of negotiating heavy stop-start traffic. It also features Traffic Sign Recognition (TSR), keeping you even more informed about speed limits and road conditions. Safety features are dependent on grade.

[†] i-ACTIVSENSE and other safety technologies are driver assist technologies only and should not be used in place of skilled and safe driving practices. It is the driver's sole responsibility to monitor vehicle surroundings and conditions and comply with all applicable laws at all times.



BLIND SPOT MONITORING (BSM)*

By scanning external mirrors' blind spots, radars detect any unseen vehicles to alert the driver of hazardous lane changes. An LED icon on the relevant mirror is accompanied by beeping alerts.

REAR CROSS TRAFFIC ALERT (RCTA)*

RCTA assists when you're reversing from a parking space, by warning if a car is approaching from either side of your vehicle. The LED icon on both mirrors is accompanied by a beeping alert.

ADVANCED SMART CITY BRAKE SUPPORT - FORWARD (ASCBS-F) SMART CITY BRAKE SUPPORT - REVERSE (SCBS-R)*

At forward speeds of 4-80km/h (and reverse speeds of 2-8km/h) ASCBS-F monitors the vehicle or pedestrian in front to assess the likelihood of a collision. If a high risk is detected it issues visible and audio warnings and primes the brakes for a faster response. If the driver doesn't brake, ASCBS-F brakes automatically.

MAZDA RADAR CRUISE CONTROL (MRCC) WITH STOP & GO FUNCTION*

MRCC automatically adjusts vehicle speed to maintain a safe distance from the car ahead. It's able to bring the car to a complete stop in traffic and take off again once the traffic moves (if the stop is less than 3 seconds). If a complete stop exceeds three seconds, the car waits for the other driver to initiate acceleration.

ADAPTIVE LED HEADLAMPS (ALH)*

Individual control of several LEDs allows precise adjustment of the lighting pattern. The system automatically broadens visibility at low speeds, shapes the high beam to help avoid dazzling other drivers and raises beam height at highway speeds to extend vision area.

TRAFFIC SIGN RECOGNITION (TSR)*

TSR detects a number of road signs which are in turn displayed on the vehicle's Active Driving Display. The types of signs that could be displayed to warn you include speed limit signs, "do not enter" signs and stop signs.

LANE DEPARTURE WARNING (LDW) WITH LANE-KEEP ASSIST SYSTEM (LAS)*

LDW uses a windscreen-mounted camera to monitor road lane markings, sounding an audible warning if you're about to stray from your lane. LAS will act if it determines the vehicle will leave its lane by applying a degree of corrective steering.

FORWARD OBSTRUCTION WARNING (FOW) WITH SMART BRAKE SUPPORT (SBS)*

Operating at 15-145km/h, FOW monitors the distance to the vehicle in front and its speed. If it senses a collision is likely, audible and visual alerts prompt you to take evasive action. If SBS senses a high risk of impact it primes the brakes for faster response. If no evasive action is taken, it brakes for you.



GLX in Sonic Silver Metallic.

GLX FEATURES

MAIN FEATURES INCLUDE:

- » 17-inch alloy wheels with 225/65 tyres
- » Headlamps (LED)
- » Power mirrors (body coloured, electric folding)
- » Wipers (front): 2-speed with variable intermittent function
- » Air-conditioning
- » Cruise control
- » Electric parking brake with Auto-Hold
- » Audio system with: 6 speakers, AM/FM tuner, 2 x USB inputs (iPod® compatible), AUX 3.5mm jack
- » Bluetooth® hands-free phone and audio capability⁵
- » 7-inch full-colour touchscreen display (MZD Connect)
- » Multi-function commander control
- » Internet radio integration (Pandora®, Stitcher™ and Aha™)
- » Voice activation and control
- » Steering wheel-mounted audio/cruise/phone controls
- » Tilt and telescopic adjustable steering wheel
- » Keyless entry and keyless push-button ignition
- » Seat trim: black cloth
- » Seats (front) with: height adjustment and seat back pockets
- » Rear seats: 40/20/40 split-fold with reclining function
- » Reversing camera
- » i-ACTIVSENSE safety*:
 - Advanced Smart City Brake Support Forward (ASCBS-F)
 - Secondary Collision Reduction (SCR)
- » Manual Speed Limiter (MSL)
- » Automatic Door Lock (ADL)

OPTION:

- » Satellite navigation (with 3 years free map updates)

POWERTRAIN

SKYACTIV-G 2.0L

- » 2.0 litre in-line 4 cylinder 16 valve DOHC S-VT petrol engine with i-stop
- » Drivetrain: FWD
- » Fuel consumption (combined): 6.9L/100km*
- » Max power: 114kW @ 6,000rpm
- » Max torque: 200Nm @ 4,000rpm
- » Transmission: 6-speed automatic (SKYACTIV-Drive)
- » Drive selection (sport mode)
- » G-Vectoring Control (GVC)



2.0L Petrol
FWD Auto

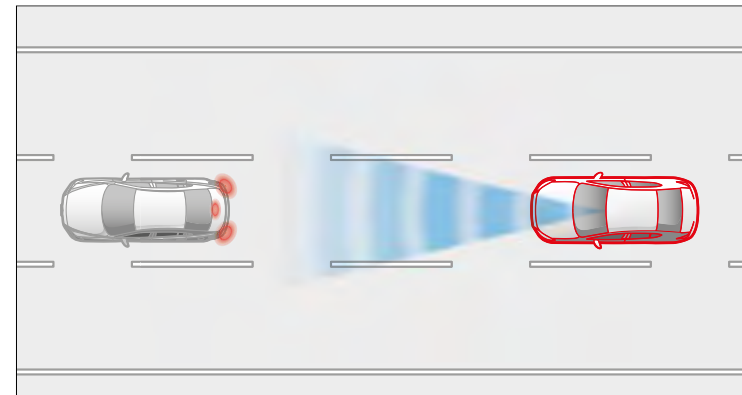
⁵ Please check the compatibility of your Bluetooth® device (particularly your mobile phone) with the specific Mazda vehicle you intend to purchase, as not all devices operate correctly. Visit mazdahandsfree.co.nz or consult your Mazda Dealer for further information.

* Fuel consumption figures are based on ADR 81/02 test results. They are useful in comparing the fuel consumption of different vehicles. They may not be the fuel consumption achieved in practice. This will depend on traffic, road conditions and how the vehicle is driven.

[†] i-ACTIVSENSE, other safety technologies and driver-assistance features do not replace the driver's judgement, and should not be used in place of skilled and safe driving practices. It is the driver's sole responsibility to monitor vehicle surroundings and conditions and comply with all applicable laws at all times.



GLX Petrol with Black Cloth Trim.



ALWAYS IN CONTROL

Advanced Smart City Brake Support - Forward (ASCBS-F) helps prevent or lessen low speed collisions by applying the brakes if you don't.



SEE IT ALL

The reversing camera is a great help. The view behind is automatically displayed when you select reverse, making backing-up safer and easier.



ADVANCED INFOTAINMENT

Just hook up your smartphone to access a wide range of content through MZD Connect. Enjoy music, Bluetooth and more⁶



LIGHT THE WAY

The sleek new LED Headlamps look great and help improve visibility when you're out and about.



GSX FEATURES

ADDITIONAL TO GLX:

- » Front fog-lamps (LED)
- » Headlamps auto on/off function
- » Wipers (front): 2-speed with rain-sensing function
- » Power mirrors (body coloured, auto-folding)
- » Air-conditioning (dual-zone climate control, with rear vents)
- » Rear-view mirror with auto-dimming function
- » Active Driving Display (flip-up screen)*
- » Satellite navigation (with 3 years free map updates)
- » Advanced (proximity) keyless entry and ignition
- » Parking sensors (front and rear)
- » i-ACTIVSENSE safety†:
 - Blind Spot Monitoring (BSM)
 - Rear Cross Traffic Alert (RCTA)
 - Traffic Sign Recognition (TSR)
- » Seat trim: Black deluxe leatherette/suede
- » Rear seats: remote release with centre armrest storage and 2 x USB charging ports
- » Leather-wrapped: gear shift knob and steering wheel
- » Vanity mirrors (front) with illumination
- » Overhead sunglass storage box

GSX in Snowflake White Pearl Mica.

POWERTRAIN

SKYACTIV-G 2.0L

- » 2.0 litre in-line 4 cylinder 16 valve DOHC S-VT petrol engine with i-stop
- » Drivetrain: FWD
- » Fuel consumption (combined): 6.9L/100km*
- » Max power: 114kW @ 6,000rpm
- » Max torque: 200Nm @ 4,000rpm
- » Transmission: : 6-speed manual, 6-speed automatic (SKYACTIV DRIVE)
- » Drive selection (sport mode)
- » G-Vectoring Control (GVC)



2.0L Petrol FWD Auto

SKYACTIV-G 2.5L

- » 2.5 litre in-line 4 cylinder 16 valve DOHC S-VT petrol engine with i-stop
- » Drivetrain: i-ACTIV AWD
- » Fuel consumption (combined): 7.5L/100km*
- » Max power: 140kW @ 6,000rpm
- » Max torque: 251Nm @ 4,000rpm
- » Transmission: 6-speed automatic (SKYACTIV-Drive)
- » Drive selection (sport mode)
- » G-Vectoring Control (GVC)



2.5L Petrol AWD Auto

SKYACTIV-D 2.2L

- » 2.2 litre in-line 4 cylinder 16 valve DOHC intercooled turbo diesel engine with i-stop
- » Drivetrain: i-ACTIV AWD
- » Fuel consumption (combined): 6.0L/100km*
- » Max power: 129kW @ 4,500rpm
- » Max torque: 420Nm @ 2,000rpm
- » Transmission: 6-speed automatic (SKYACTIV-Drive)
- » G-Vectoring Control (GVC)



2.2L Diesel AWD Auto

† Driver-assistance features do not replace the driver's judgement and are not to be used in place of skilled and safe driving practices. It is the driver's sole responsibility to monitor vehicle surroundings and conditions and comply with all applicable laws at all times.

* Fuel consumption figures are based on ADR 81/02 test results. They are useful in comparing the fuel consumption of different vehicles. They may not be the fuel consumption achieved in practice. This will depend on traffic, road conditions and how the vehicle is driven.



GSX Diesel with Black Deluxe Leatherette/Suede Trim.




EYES ON THE ROAD

The full-colour Active Driving Display projects key information into your line of sight. Includes new Traffic Sign Recognition to keep you on track!



GET COMFORTABLE

Dual-zone climate control offers both driver and passenger just the right temperature - even if it's not the same.



GET SMART

Advanced proximity keyless entry means you can have your hands full and still gain entry to your pride and joy.



LET IT DO THE WORK

Auto wipers and headlamps mean when sudden changes of road conditions happen, you'll be prepared in an instant.



Limited in Soul Red Crystal Metallic.

LIMITED FEATURES

ADDITIONAL TO GSX

- » 19-inch machined alloy wheels with 225/55 tyres
- » Daytime running lights (LED)
- » Power-sliding and tilt-glass sunroof
- » Remote-operated power tailgate (open/close)
- » Power mirrors (body coloured, auto-folding with heating function)
- » Privacy glass
- » Front seats: with 2-position memory function (driver), 10-way power adjustment (driver), 6-way power adjustment (passenger) and heating function
- » Active Driving Display (windscreen-projected)*
- » Seat trim: Black leather or Pure white leather#
- » Premium Bose® 249-watt amplifier and 10 speakers (including subwoofer)

- » i-ACTIVSENSE safety†:
 - Adaptive LED Headlamps (ALH)
 - Mazda Radar Cruise Control (MRCC) with Stop & Go function
 - Smart Brake Support (SBS)
 - Smart City Brake Support - Reverse (SCBS-R)
 - Lane Departure Warning (LDW)
 - Lane-keep Assist System (LAS)
 - Driver Attention Alert (DAA)

POWERTRAIN

SKYACTIV-G 2.5L


- » 2.5 litre in-line 4 cylinder 16 valve DOHC S-VT petrol engine with i-stop
- » Drivetrain: i-ACTIV AWD
- » Fuel consumption (combined): 7.5L/100km*
- » Max power: 140kW @ 6,000rpm
- » Max torque: 251Nm @ 4,000rpm
- » Transmission: 6-speed automatic (SKYACTIV-Drive)
- » Drive selection (sport mode)
- » G-Vectoring Control (GVC)



2.5L Petrol AWD Auto

SKYACTIV-D 2.2L

- » 2.2 litre in-line 4 cylinder 16 valve DOHC intercooled turbo diesel engine with i-stop
- » Drivetrain: i-ACTIV AWD
- » Fuel consumption (combined): 6.0L/100km*
- » Max power: 129kW @ 4,500rpm
- » Max torque: 420Nm @ 2,000rpm
- » Transmission: 6-speed automatic (SKYACTIV-Drive)
- » G-Vectoring Control (GVC)



2.2L Diesel AWD Auto

† i-ACTIVSENSE, other safety technologies and driver-assistance features do not replace the driver's judgement, and should not be used in place of skilled and safe driving practices. It is the driver's sole responsibility to monitor vehicle surroundings and conditions and comply with all applicable laws at all times.

Leather interior includes Maztex deluxe leatherette on selected high impact surfaces.

* Fuel consumption figures are based on ADR 81/02 test results. They are useful in comparing the fuel consumption of different vehicles. They may not be the fuel consumption achieved in practice. This will depend on traffic, road conditions and how the vehicle is driven.



Limited Diesel with Pure White Leather Trim* (optional).



HAVE THE POWER

The new power liftgate offers you plenty of convenience and saves time when loading and unloading your things.



EYES ON THE ROAD

The full-colour Active Driving Display projects key information onto your windscreen so it's directly in your line of sight. Includes new Traffic Sign Recognition to keep you on track!



LET THE SKY IN

When the weather's good you'll love your sliding glass sunroof filling the cabin with light and fresh air.



SOUNDS IMPRESSIVE

The 10-speaker Bose® audio system has been strategically placed around the cabin to deliver everyone crystal clear audio.

SPECIFICATIONS

Powertrain		2.0L I4 Petrol FWD	2.5L I4 Petrol AWD	2.2L I4 Diesel AWD
Bore and stroke (mm)		83.5 x 91.2	89.0 x 100.0	86.0 x 94.3
Compression ratio		13.0 : 1	13.0 : 1	14.0 : 1
Drivetrain		FWD	i-ACTIV AWD	i-ACTIV AWD
Emissions standard		Euro stage V	Euro stage V	Euro stage V
Engine capacity (cc)		1,998	2,488	2,191
Engine type		2.0 litre in-line 4 cylinder 16 valve DOHC S-VT petrol (SKYACTIV-G) engine	2.5 litre in-line 4 cylinder 16 valve DOHC S-VT petrol (SKYACTIV-G) engine	2.2 litre in-line 4 cylinder 16 valve DOHC intercooled turbo diesel (SKYACTIV-D) engine
Fuel consumption (l/100km)*:	Auto (combined)	6.9	7.5	6.0
	Auto (extra urban)	6.0	6.4	5.5
	Auto (urban)	8.6	9.5	7.0
Fuel system		Electronic direct injection	Electronic direct injection	Common rail, electronic direct injection
Fuel tank capacity (litres)		56	58	58
Gear ratio - Automatic	1st	3.552	3.552	3.487
	2nd	2.022	2.022	1.992
	3rd	1.452	1.452	1.449
	4th	1.000	1.000	1.000
	5th	0.708	0.708	0.707
	6th	0.599	0.599	0.600
	Reverse	3.893	3.893	3.990
	Final drive	4.325	4.325	4.090
Maximum power (kW @ rpm)		114 @ 6,000	140 @ 6,000	129 @ 4,500
Maximum torque (Nm @ rpm)		200 @ 4,000	251 @ 4,000	420 @ 2,000
Recommended fuel		Unleaded (91RON or higher) or E10	Unleaded (91RON or higher) or E10	Diesel
Throttle control		Electronic (drive-by-wire)	Electronic (drive-by-wire)	Electronic (drive-by-wire)
Transmission	Automatic	6-speed (SKYACTIV-Drive)	6-speed (SKYACTIV-Drive)	6-speed (SKYACTIV-Drive)

Model Availability		GLX	GSX	Limited
5-seat SUV:	2.0L I4 Petrol FWD / 6-speed automatic	●	●	–
	2.5L I4 Petrol AWD / 6-speed automatic	–	●	●
	2.2L I4 Diesel AWD / 6-speed automatic	–	●	●

● = Standard, – = Not available.

Chassis and Powertrain Technologies	GLX	GSX	Limited
Automatic transmission drive selection (petrol only)	●	●	●
Automatic transmission kickdown switch	●	●	●
Drive selection - Sport Mode (petrol models)	●	●	●
Electric Parking Brake with Auto-Hold	●	●	●
Electric power assist steering	●	●	●
Hill Launch Assist (HLA)	●	●	●
i-ACTIV AWD	–	○	●
i-stop	●	●	●
SKYACTIV-BODY	●	●	●
SKYACTIV-CHASSIS	●	●	●
SKYACTIV-VEHICLE DYNAMICS G-Vectoring Control (GVC)	●	●	●

Chassis		GLX	GSX	Limited
Brake diameter (mm):	Front (petrol)	297	297	297
	Front (diesel)	–	320	320
	Rear	303	303	303
Brake type:	Front	Ventilated Disc		
	Rear	Solid Disc		
Suspension:	Front	MacPherson Strut		
	Rear	Multi-Link		
Turning circle kerb to kerb (m)		11.0	11.0	11.0
Tyre size		225/65 R17	225/65 R17	225/55 R19
Tyre index		102V	102V	99V
Wheel size		17 x 7.0 J	17 x 7.0 J	19 x 7.0 J
Wheel type		Alloy	Alloy	Alloy
Tyre size (spare)		185/80 R17		
Wheel size (spare)		17x5.5T		
Wheel type (spare)		Temporary (steel)		

Weights and Capacities		GLX	GSX	Limited
Cargo room volume VDA (litres)	Rear seats up and to tonneau cover	455	455	455
Cargo room volume VDA (litres)	Rear seats folded down and up to roof	1,355	1,355	1,355
Kerb weight [⌈] (kg)	2.0L I4 Petrol FWD / 6-speed automatic	1,521	1,521	–
	2.5L I4 Petrol AWD / 6-speed automatic	–	1,598	1,656
	2.2L I4 Diesel AWD / 6-speed automatic	–	1,682	1,729

Towing		GLX	GSX	Limited
Towing capacity [×] (kg):	Braked (petrol)	1,800	1,800	1,800
	Braked (diesel)	–	2,000	2,000
	Unbraked	750	750	750
Tow ball download maximum (kg)		80	80	80

● = Standard, ○ = Option, – = Not available.

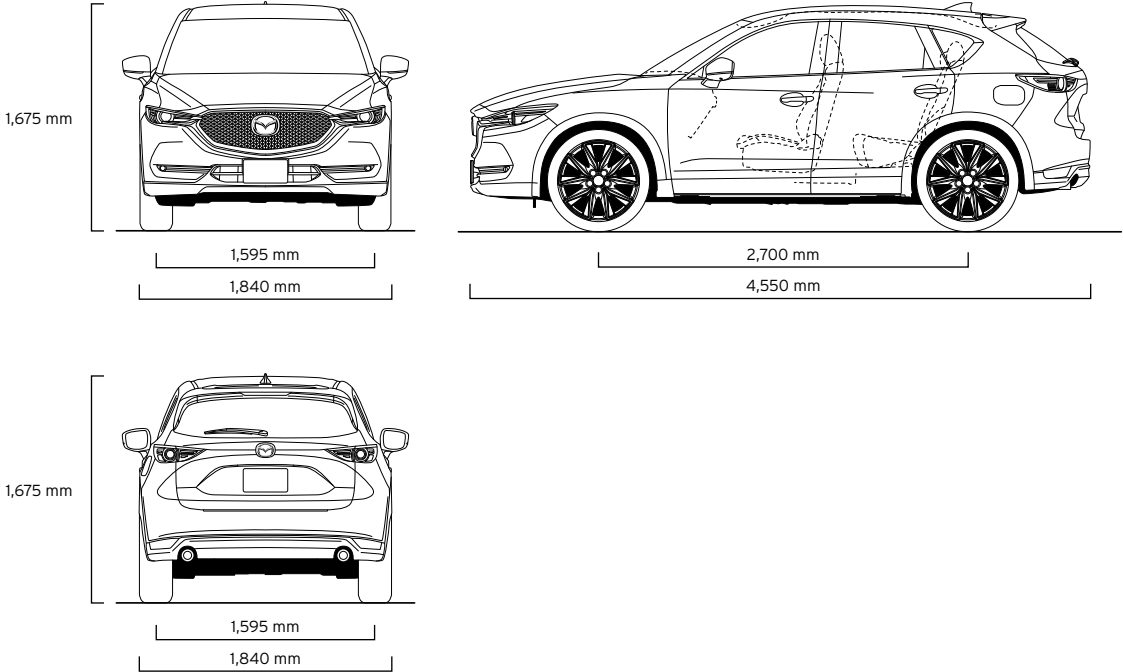
* Fuel consumption figures are based on ADR 81/02 test results. They are useful in comparing the fuel consumption of different vehicles. They may not be the fuel consumption achieved in practice. This will depend on traffic, road conditions and how the vehicle is driven.

[⌈] Kerb weight is the unladen weight of the vehicle, including all fluids and a full tank of fuel. Based on core powertrain/drivetrain combination.

[×] When fitted with a Mazda Genuine Towing kit.

SPECIFICATIONS

Model Availability		GLX	GSX	Limited
Ground clearance laden (mm)		185	185	185
Ground clearance unladen (mm)		193	193	193
Overall length (mm)		4,550	4,550	4,550
Overall width (mm)		1,840	1,840	1,840
Overall height (mm)		1,675	1,675	1,675
Track (mm):	Front	1,595	1,595	1,595
	Rear	1,595	1,595	1,595
Wheelbase (mm)		2,700	2,700	2,700



Exterior	GLX	GSX	Limited
Daytime running lights (LED)	–	–	●
Door handles (body coloured)	●	●	●
Exhaust extensions (chrome)	●	●	●
Front and rear bumpers (body coloured)	●	●	●
Front fog lamps (LED)	–	●	●
Glass: Green-tinted (all windows)	●	●	–
Glass: Privacy-tinted (rear side and back windows)	–	–	●
Headlamps (LED)	●	●	●
Headlamps auto on/off function	–	●	●
Power mirrors (body coloured)	●	●	●
Power mirrors (auto-folding)	–	●	●
Power mirrors (electric-folding)	●	–	–
Power mirrors (heated)	–	–	●
Power-sliding and tilt-glass sunroof	–	–	●
Power windows	●	●	●
Rear spoiler	●	●	●
Remote-operated power tailgate (open/close)	–	–	●
Tail lamps (LED)	–	●	●
Window demister (rear)	●	●	●
Wipers (front) 2-speed with rain-sensing function	–	●	●
Wipers (front) 2-speed with variable intermittent function	●	–	–
Wiper (rear) with intermittent function	●	●	●

Interior	GLX	GSX	Limited
Air-conditioning	●	–	–
Air-conditioning (dual-zone climate control) with rear vents	–	●	●
Ambient temperature display	●	●	●
Cargo area 12-volt power outlet	●	●	●
Cargo area tonneau cover with 'Karakuri' up and down function	●	●	●
Centre armrest console	●	●	●
Critical function warning lights/chimes	●	●	●
Cruise control	●	●	–
Mazda Radar Cruise Control (MRCC) with Stop & Go function	–	–	●
Cupholders	●	●	●
Door bottle holders (front and rear)	●	●	●
Glove box	●	●	●
Instrument panel light dimmer	●	●	●
Interior illumination:	Cargo room lamp	●	●
	Entry system with delayed fade	●	●
	Map reading spot lamps	●	●
	Power window switches	●	●
Interior release for fuel filler door	●	●	●
Leather-wrapped:	Gear shift knob	–	●
	Steering wheel	–	●
One-touch (up and down) power windows	●	●	●
Overhead sunglass storage box	●	●	●
Rear-view mirror with auto-dimming function	–	●	●
Tachometer and electronic odometer/ tripmeter	●	●	●
Tilt and telescopic adjustable steering wheel	●	●	●
Trip computer	●	●	●
Vanity mirrors (front)	●	–	–
Vanity mirrors (front) with illumination	–	●	●

● = Standard, – = Not available.

SPECIFICATIONS

Infotainment		GLX	GSX	Limited
7-inch full-colour touch screen display (MZD Connect)		●	●	●
AM/FM tuner		●	●	●
Auxiliary-audio input jack (3.5mm mini-stereo)		●	●	●
Bluetooth® hands-free phone and audio capability ⁶		●	●	●
Internet radio integration (Pandora®, Stitcher™ and Aha™)		●	●	●
Multi-function commander control		●	●	●
Premium Bose® 249-watt amplifier and speakers		–	–	●
Radio Data System (RDS) program information		●	●	●
Satellite navigation		○	●	●
Speakers (6)		●	●	–
Speakers (10)		–	–	●
Steering wheel-mounted audio controls		●	●	●
USB-audio input ports (iPod® compatible)		●	●	●
Voice activation and control		●	●	●

Seats		GLX	GSX	Limited
Front seats with:	2-position memory function (driver)	–	–	●
	6-way power adjustment (passenger)	–	–	●
	10-way power adjustment (driver)	–	–	●
	Adjustable head restraints	●	●	●
	Heating function	–	–	●
	Height adjustment	●	●	●
	Lumbar support adjustment (driver)	–	–	●
	Rake and slide adjustment	●	●	●
	Seat-back pockets	●	●	●
Rear seats with:	40/20/40 split-fold backrest	●	●	●
	Adjustable head restraints	●	●	●
	Centre fold-down armrest with USB and storage	–	●	●
	Reclining function	●	●	●
Seat trim:	Black cloth	●	–	–
	Black deluxe leatherette/suede	–	●	–
	Black leather [#]	–	–	●
	Pure white leather [#]	–	–	○

● = Standard, ○ = Option, – = Not available.

Safety & Security		GLX	GSX	Limited
Active Driving Display (flip-up screen)		–	●	–
Active Driving Display (windscreen-projected)		–	–	●
Adaptive LED Headlamps (ALH)		–	–	●
Adjustable Speed Limiter (ASL)		●	●	●
Airbags SRS:	Front (driver and passenger)	●	●	●
	Side (front)	●	●	●
	Curtain (front and rear)	●	●	●
Anti-lock Braking System (ABS)		●	●	●
Auto Door Lock (ADL)		●	●	●
Blind Spot Monitoring (BSM)		–	●	●
Brake Override System (BOS)		●	●	●
Childproof rear door locks		●	●	●
Driver Attention Alert (DAA)		–	–	●
Dynamic Stability Control (DSC)		●	●	●
Electronic Brake-force Distribution (EBD)		●	●	●
Emergency Brake Assist (EBA)		●	●	●
Emergency Stop Signal (ESS)		●	●	●
Engine immobiliser		●	●	●
Forward Obstruction Warning (FOW)		–	–	●
High-mount stop lamp		●	●	●
Hill Launch Assist (HLA)		●	●	●
Intrusion-minimising brake pedal		●	●	●
ISOFIX child restraint anchor points and top tethers		●	●	●
Keyless entry		●	–	–
Keyless entry (advanced proximity)		–	●	●
Keyless push-button engine start		●	●	●
Lane Departure Warning (LDW)		–	–	●
Lane-keep Assist System (LAS)		–	–	●
Left-hand-side convex (wide-angle) exterior mirror		●	●	●
Parking sensors (front and rear)		–	●	●
Rear Cross Traffic Alert (RCTA)		–	●	●
Remote central locking (2 transmitters)		●	●	●
Reversing camera		●	●	●
Seat-belt warning (front and rear)		●	●	●
Seat belts with 3-point lap-sash (all seats)		●	●	●
Seat belts (front) with pretensioners, load-limiters and height-adjustable shoulder anchorages		●	●	●
Side-impact door beams		●	●	●
Smart Brake Support (SBS)		–	–	●
Advanced Smart City Brake Support - Forward (ASCBS-F)		●	●	●
Smart City Brake Support - Reverse (SCBS-R)		–	–	●
Traction Control System (TCS)		●	●	●
Traffic Sign Recognition (TSR)		–	●	●
‘Triple H’ safety construction with front and rear crumple zones		●	●	●
Whiplash-minimising front seats		●	●	●

● = Standard, – = Not available.

⁶ Please check the compatibility of your Bluetooth® device (particularly your mobile phone) with the specific Mazda vehicle you intend to purchase, as not all devices operate correctly. Visit mazdahandsfree.co.nz or consult your Mazda Dealer for further information.

[#] Leather interior includes Maztex deluxe leatherette on selected high impact surfaces.

ENJOY MAZDA CX-5 WITH CONFIDENCE

mazdacare[™] is a comprehensive programme designed to make owning your new Mazda passenger vehicle as worry-free as possible. You will appreciate the back-up and motoring support offered through Mazda **On Call**. We know you will enjoy the advantage and ease of the mazdacare Genuine Scheduled Service Programme that comes standard with your new Mazda passenger vehicle, and you will be impressed with our 5 year/unlimited km Warranty.

3 year/100,000km Service at no additional cost[×]

We know you will enjoy the advantage and ease of the mazdacare Genuine Scheduled Service Programme that comes standard with your new Mazda passenger vehicle. Regular servicing is beneficial, keeping your Mazda in great shape for longer, saving you money in fuel, parts and keeping your vehicle safer on the road. That's why we offer 3 years or 100,000km (whichever occurs first) of mazdacare Genuine Mazda Scheduled Servicing at no extra cost. Each service is carried out by Mazda factory trained Service Specialists using the latest in vehicle diagnostic equipment, in order to keep every Mazda operating at optimum driving performance and help protect your investment in a car that enjoys excellent resale value.

5 year/unlimited km Roadside Assistance

You will appreciate the back-up and motoring support offered through Mazda **On Call**. If something goes wrong when you're travelling then we're here to help. Mazda **On Call** is a Roadside Assistance programme available to Mazda owners 24-hours a day, 365 days a year - included as part of your mazdacare cover. So, if you run out of fuel, lock your keys in the car, all you need to do is call 0800 800 626. Our support centres are ready to help out with any mechanical, medical and even legal advice you might need.

5 year/unlimited km New Passenger Vehicle Warranty[™]

You'll be grateful for the peace of mind that comes with the 5 year, unlimited km manufacturer's warranty.

- 5 year/unlimited km New Vehicle Warranty.
- 5 year/unlimited km corrosion and anti-perforation warranty.



For more information on mazdacare, go to mazda.co.nz/mazdacare.



Driving enjoyment has an exciting future

We're working hard to make driving a Mazda even more rewarding. With cars that use less fuel, but produce more power. That are lighter, but contain more innovation. We call this breakthrough SKYACTIV TECHNOLOGY. It will let every Mazda deliver more driving pleasure while being kinder to the planet. Find out more at mazdaskyactiv.co.nz.

Soul shines through.

A paint finish created for KODO

'KODO - Soul of Motion' is the dynamic design vision shaping the Mazda range. To bring these striking shapes to life we developed a special paint technology, TAKUMINURI. Both Soul Red Metallic and Machine Grey Metallic finishes combine an enhanced reflective treatment with high-chroma pigment to achieve stunningly vivid depth and contrast.

Accessories add enjoyment

The CX-5 gives you dynamic performance and impressive features. And with Genuine Accessories by Mazda, The CX-5 ownership is even more enjoyable. They allow you to personalise your car, and protect your investment. What's more, they deliver superb design, quality and safety, all backed by a Genuine Mazda Warranty. Genuine Accessories by Mazda give you even more Zoom-Zoom. Visit mazda.co.nz to see the accessories available.

[™] Your mazdacare support programme is effective from the first day of vehicle registration.

[×] Mazda New Zealand covers all routine service maintenance costs including Parts, Lubricants and Labour for the duration of the programme when service is performed by an authorised Mazda Dealer.

[™] The 5 Year New Passenger Warranty programme comprises a 3 year/unlimited km bumper-to-bumper factory warranty and a comprehensive Major Component and Safety System warranty for an additional 2 years/unlimited km. Therefore the total new vehicle warranty period is 5 years/unlimited km. Visit mazda.co.nz/passenger-vehicle-warranty to see full disclosure of items covered by the 5 year/unlimited km New Passenger Vehicle Warranty.

MAZDA CX-5 COLOUR AND TRIM

BODY COLOURS



Snowflake White Pearl Mica



Sonic Silver Metallic



Eternal Blue Mica



Soul Red Crystal Metallic[^]



Titanium Flash Mica



Deep Crystal Blue Mica



Jet Black Mica



Machine Grey Metallic[^]

INTERIOR TRIMS



Black Cloth (GLX)



Black Deluxe Leatherette/Suede (GSX)



Black Leather[#] (Limited)



Pure White Leather[#] (Limited. Optional)

[^] Surcharge applies.

[#] Leather interior includes Maztex deluxe leatherette on selected high impact surfaces.

All care is taken to ensure the accuracy of this brochure at the time of publication. Specifications, features and model availability may vary from Dealer to Dealer and may change without notice. Please refer to mazda.co.nz or consult your Mazda Dealer prior to placing an order to ascertain current information on model availability, specifications, options, features and prices. Mazda Motors of New Zealand Limited will not be liable for any loss arising from the information in this brochure, whether in negligence or otherwise. Mazda Motors of New Zealand Limited, PO Box 132057, Sylvia Park, Auckland 1644. Due to the nature of the printing process, colours may vary from those shown in this brochure. Ask your Dealer to show you a product sample. Published April 2017. MZ4900582.